

1969 - 1973

FIAT 124 SPIDER

Wiring Diagrams

Bradley Artigue

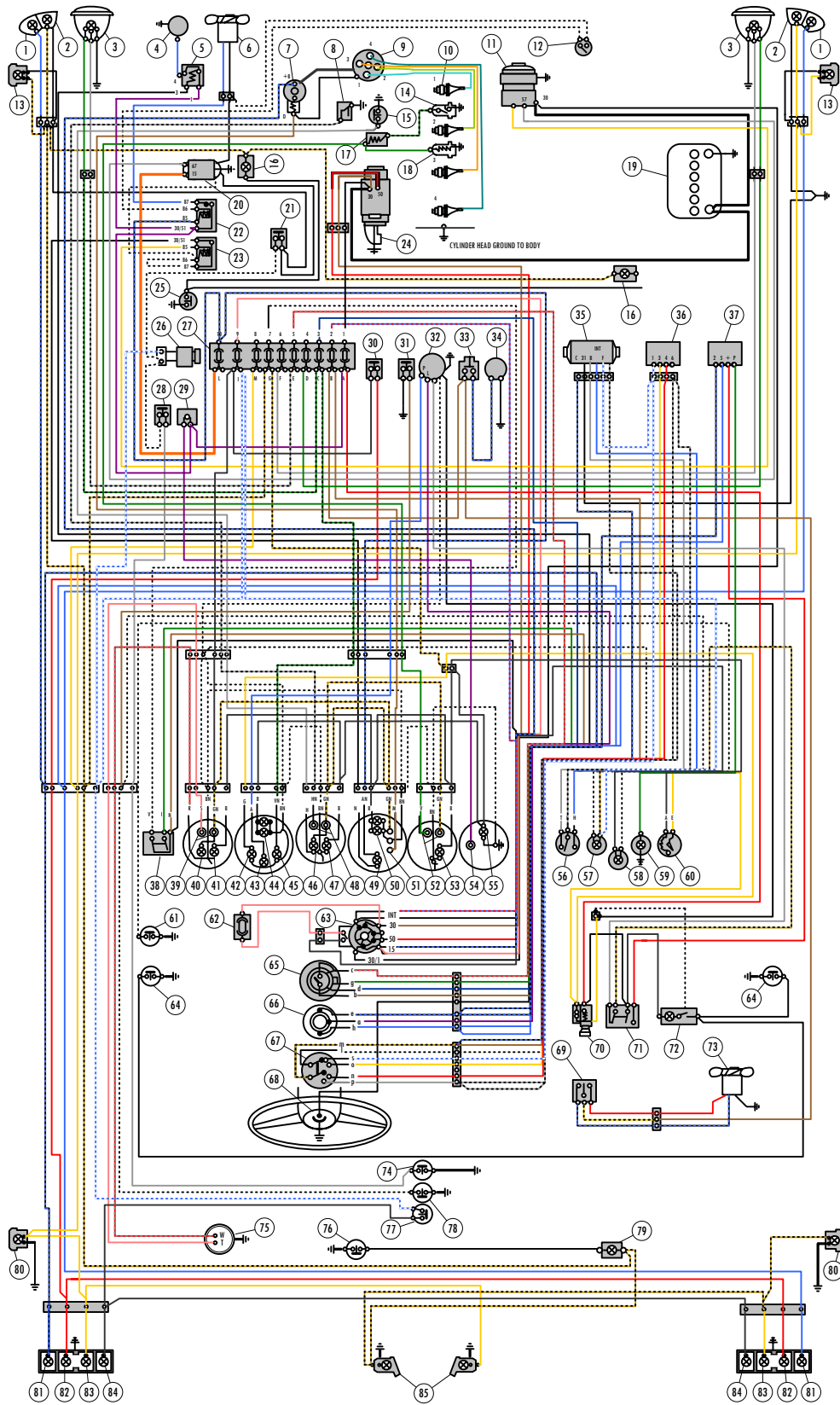
3RD Edition

TABLE OF CONTENTS

2	COMPLETE WIRING DIAGRAM		
3-22	WIRING DIAGRAMS BY COLOR GROUP		
4	BLACK	13	LIGHT BLUE
5	BLACK/WHITE	14	LIGHT BLUE/BLACK
6	BROWN	15	LIGHT BLUE/RED
7	DARK BLUE	16	LIGHT BLUE/WHITE
8	GRAY	17	ORANGE
9	GRAY/BLACK	18	PINK
10	GRAY/RED	19	RED
11	GREEN	20	VIOLET
12	GREEN/BLACK	21	WHITE
		22	YELLOW
		23	YELLOW/BLACK
23	IGNITION COMPONENTS DETAIL DIAGRAM		
24	COMPONENTS REFERENCE		

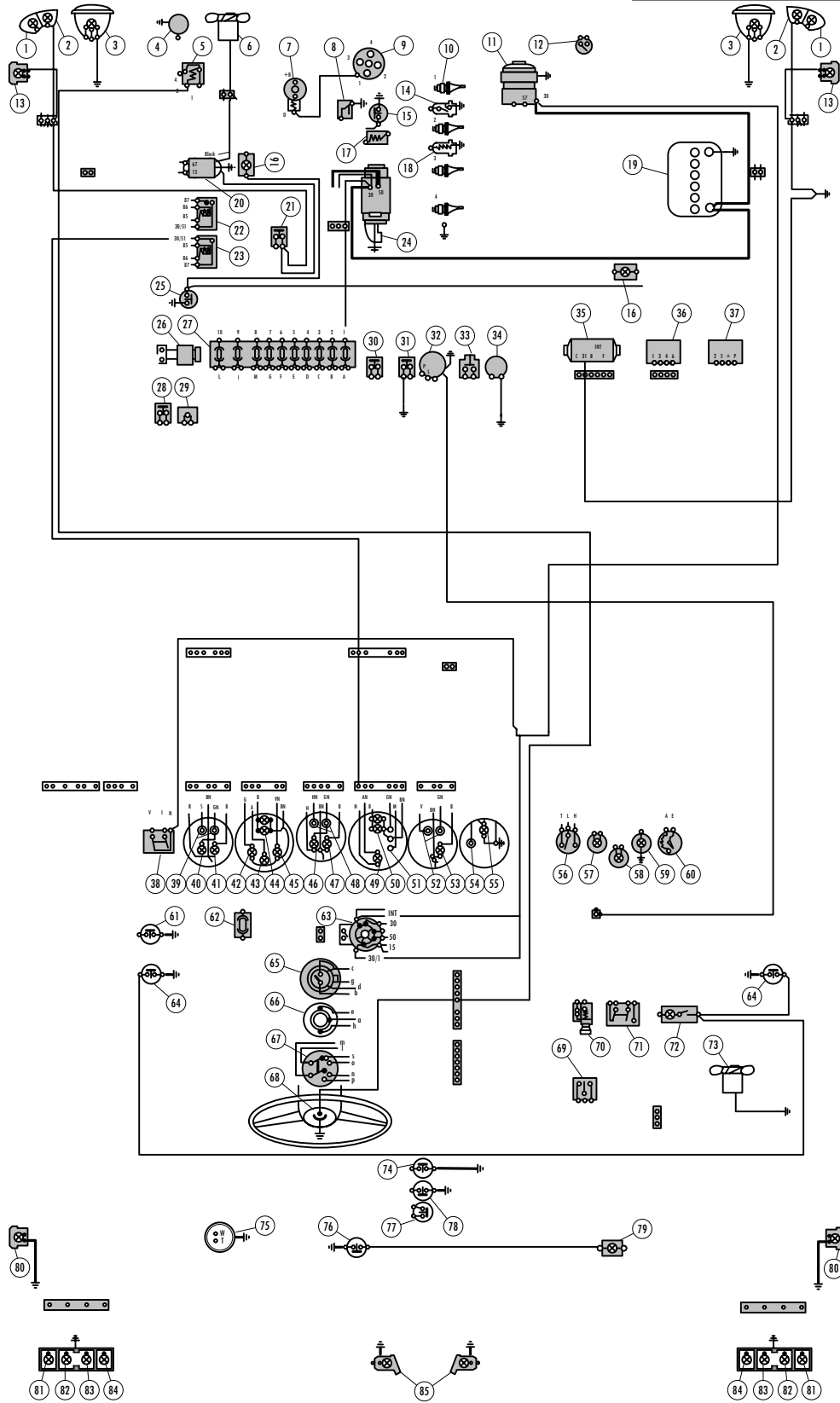
COPYRIGHT © 2006-2008 BRADLEY J. ARTIGUE
This Document Was Released In December Of 2008.

The online home for this document is <http://fiat.artigue.com>

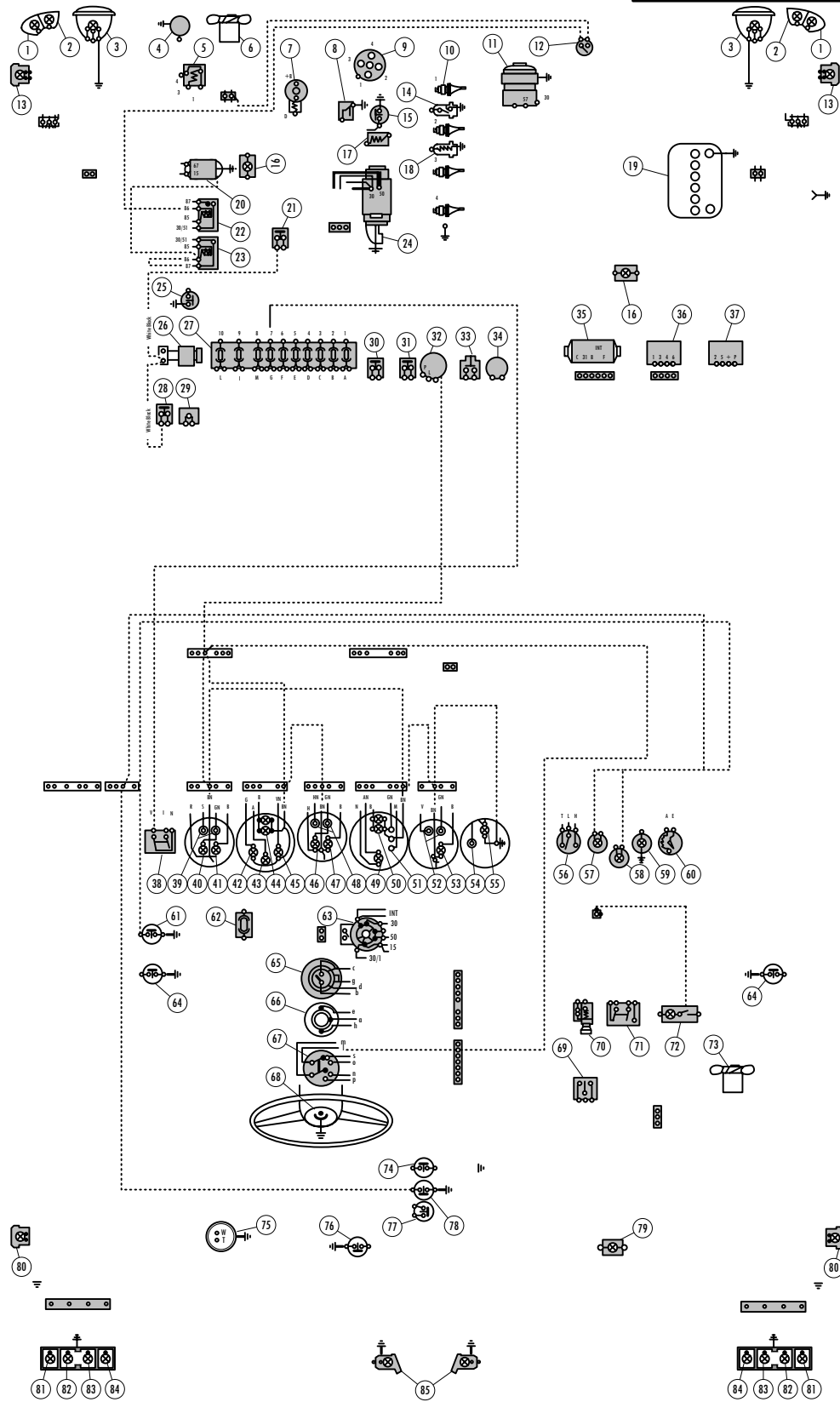


- | | | | | | | | |
|----|--|----|--|----|--|----|---|
| 1 | Front direction indicators. | 25 | Engine compartment lamps jam switch. | 49 | Battery charge indicator (red). | 73 | Electro-motor, two-speed. |
| 2 | Front parking lights. | 26 | Electrovalve, exhaust emission control device | 50 | Engine tachometer light. | 74 | Switch, on transmission (2nd and 4th gear) for exhaust emission control electro-pneumatic system. |
| 3 | Headlamps (high and low beams) | 27 | Fuses. | 51 | Engine tachometer. | 75 | Fuel gauge sending unit. |
| 4 | Motor/compressor for electro-pneumatic horns | 28 | Switch on clutch pedal for exhaust emission control electro-pneumatic system | 52 | Engine water heat gauge. | 76 | Luggage compartment lamp jam switch. |
| 5 | Horn control relay switch | 29 | Inspection lamp receptacle | 53 | Engine water heat gauge light. | 77 | Back-up lights switch. |
| 6 | Engine cooling fan motor | 30 | Stop lights switch | 54 | Clock. | 78 | Switch, on hand brake lever, for indicator 57. |
| 7 | Ignition coil. | 31 | Switch, on the hydraulic circuit, for indicator 57. | 55 | Clock light. | 79 | Luggage compartment lamp. |
| 8 | Oil Pressure Gauge sending unit | 32 | Flasher, direction indicators. | 56 | Windshield wiper high and low sweep rate control. | 80 | Rear side marker lamps. |
| 9 | Ignition Distributor | 33 | Windshield washer motor button switch | 57 | Brake system effectiveness and hand brake ON indicator (red). | 81 | Rear direction indicators. |
| 10 | Spark plugs | 34 | Electric pump, windshield washer. | 58 | Remove key Indicator | 82 | Rear stop lights. |
| 11 | Alternator | 35 | Windshield wiper motor. | 59 | Vehicular hazard warning signal indicator. | 83 | Rear parking lights. |
| 12 | Engine fan motor thermostatic switch | 36 | Windshield wiper intermittent operation cycling switch unit. | 60 | Panor light rheostatic switch. | 84 | Back-up lights. |
| 13 | Front side marker lamps | 37 | Flasher, indicator 57. | 61 | Jam switch, on left door pillar, for Indicator 58 | 85 | Number plate lights. |
| 14 | Heat gauge thermostatic switch | 38 | Outer lighting 2 position switch | 62 | Separate 3 Amp fuse for indicator 58 and its switch. | | |
| 15 | Insufficient Oil Pressure indicator sending unit | 39 | Fuel Gauge | 63 | Lock switch. | | |
| 16 | Engine compartment lamps | 40 | Fuel Reserve Indicator | 64 | Jam switches, between doors and pillars, for courtesy lights. | | |
| 17 | Heat gauge additional resistor | 41 | Fuel Gauge Light | 65 | Headlamps high-low beam change-over and low beam flashes switch. | | |
| 18 | Heat Gauge sending unit | 42 | Parking lights indicator (green). | 66 | Direction Indicators switch. | | |
| 19 | Battery charge Indicator relay. | 43 | Directional signal arrow tell tale (green). | 67 | Windshield wiper control three-position switch. | | |
| 20 | Voltage regulator | 44 | Speedometer light | 68 | Electro-pneumatic horn control button. | | |
| 21 | Button switch for electrovalve energizing during fast idle rate adjustments. | 45 | Headlamp high beam indicator (blue) | 69 | Electro-motor 3-position switch. | | |
| 22 | Engine fan motor relay switch | 46 | Insufficient oil pressure indicator (red). | 70 | Electric cigarette lighter (with housing indicator). | | |
| 23 | Battery charge Indicator relay. | 47 | Oil pressure gauge light | 71 | Vehicular hazard warning signal switch. | | |
| 24 | Starter Motor | 48 | Oil pressure gauge | 72 | Courtesy light, with incorporated switch. | | |

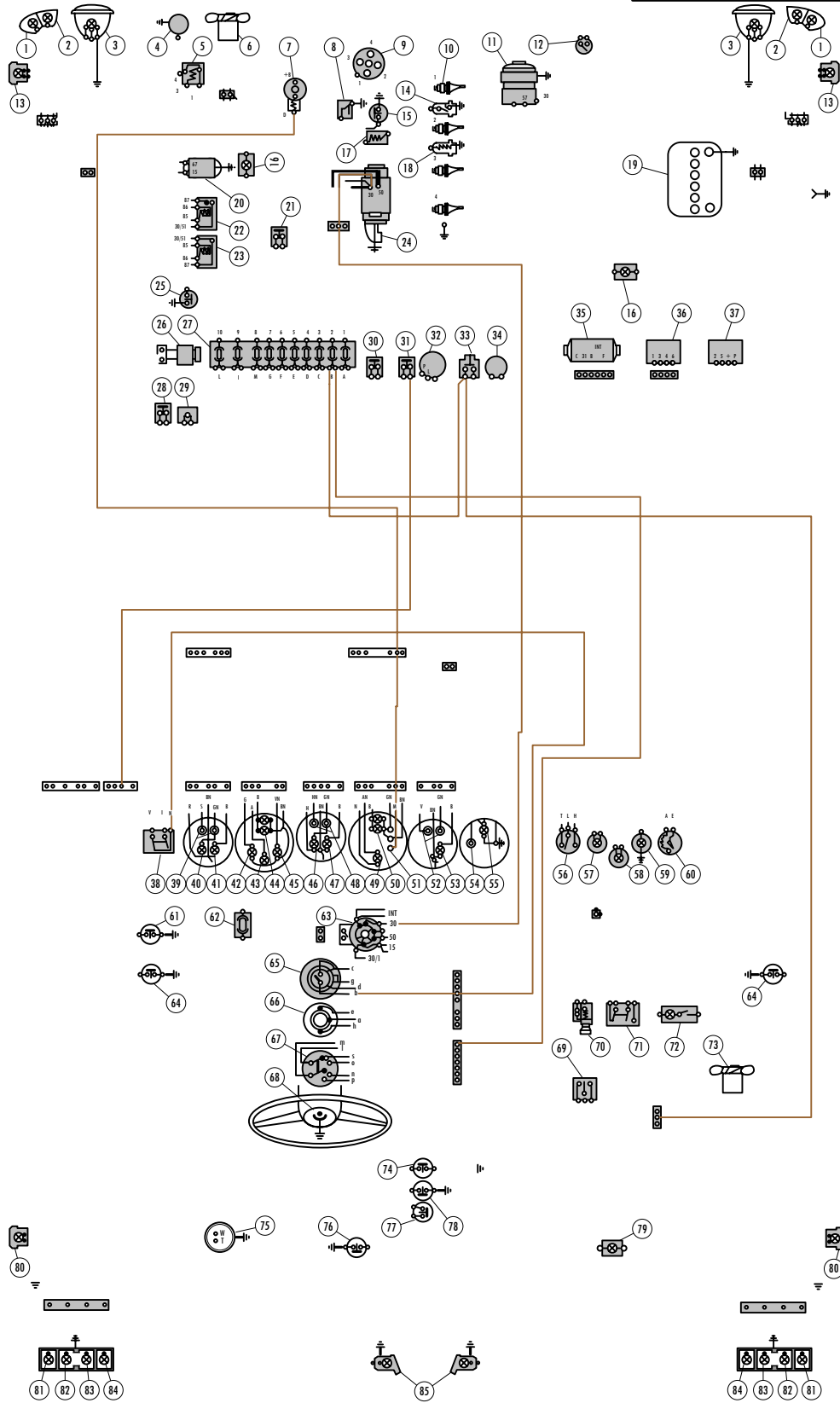
1969 - 1973 COMPLETE WIRING DIAGRAM



- | | | | | | | | |
|----|--|----|--|----|--|----|---|
| 1 | Front direction indicators. | 25 | Engine compartment lamps jam switch. | 49 | Battery charge indicator (red). | 73 | Electrofan motor, two speed. |
| 2 | Front parking lights. | 26 | Electrovalve, exhaust emission control device | 50 | Engine tachometer light. | 74 | Switch, on transmission (2nd and 4th gear) for exhaust emission control electro-pneumatic system. |
| 3 | Headlamps (high and low beams) | 27 | Fuses | 51 | Engine tachometer. | 75 | Fuel gauge sending unit. |
| 4 | Motor/compressor for electro-pneumatic horns | 28 | Switch on clutch pedal for exhaust emission control electro-pneumatic system | 52 | Engine water heat gauge. | 76 | Luggage compartment lamp jam switch. |
| 5 | Horn control relay switch | 29 | Inspection lamp receptacle | 53 | Engine water heat gauge light. | 77 | Back-up lights switch |
| 6 | Engine cooling fan motor | 30 | Stop lights switch | 54 | Clock. | 78 | Switch, on hand brake lever, for indicator 57. |
| 7 | Ignition coil. | 31 | Switch on the hydraulic circuit, for indicator 57. | 55 | Clock light. | 79 | Luggage compartment lamp. |
| 8 | Oil Pressure Gauge sending unit | 32 | Flasher, direction indicators. | 56 | Windshield wiper high and low sweep rate control. | 80 | Rear side marker lamps. |
| 9 | Ignition Distributor | 33 | Windshield washer motor button switch | 57 | Brake system effectiveness and hand brake ON indicator (red). | 81 | Rear direction indicators. |
| 10 | Spark plugs | 34 | Electric pump, windshield washer. | 58 | Remove key Indicator. | 82 | Rear stop lights. |
| 11 | Alternator | 35 | Windshield wiper motor. | 59 | Vehicular hazard warning signal indicator. | 83 | Rear parking lights. |
| 12 | Engine fan motor thermostatic switch | 36 | Windshield wiper intermittent operation cycling switch unit. | 60 | Panel light rheostatic switch. | 84 | Back-up lights. |
| 13 | Front side marker lamps | 37 | Flasher, indicator 57. | 61 | Jam switch, on left door pillar, for Indicator 58 | 85 | Number plate lights. |
| 14 | Heat gauge thermostatic switch | 38 | Outer lighting 2 position switch | 62 | Separate 3 Amp fuse for indicator 58 and its switch. | | |
| 15 | Insufficient Oil Pressure indicator sending unit | 39 | Fuel Gauge | 63 | Lock switch. | | |
| 16 | Engine compartment lamps. | 40 | Fuel Reserve Indicator | 64 | Jam switches, between doors and pillars, for courtesy lights. | | |
| 17 | Heat gauge additional resistor | 41 | Fuel Gauge Light | 65 | Headlamps high-low beam change-over and low beam flashes switch. | | |
| 18 | Heat Gauge sending unit | 42 | Parking lights indicator (green). | 66 | Direction Indicators switch. | | |
| 19 | Battery charge Indicator relay. | 43 | Directional signal arrow tell tale (green). | 67 | Windshield wiper control three-position switch. | | |
| 20 | Voltage regulator | 44 | Speedometer light | 68 | Electro-pneumatic horn control button. | | |
| 21 | Button switch for electrovalve energizing during fast idle rate adjustments. | 45 | Headlamp high beam indicator (blue) | 69 | Electrofan 3-position switch. | | |
| 22 | Engine fan motor relay switch | 46 | Insufficient oil pressure indicator (red). | 70 | Electric cigarette lighter (with housing indicator). | | |
| 23 | Battery charge Indicator relay. | 47 | Oil pressure gauge light | 71 | Vehicular hazard warning signal switch. | | |
| 24 | Starter Motor | 48 | Oil pressure gauge | 72 | Courtesy light, with incorporated switch. | | |

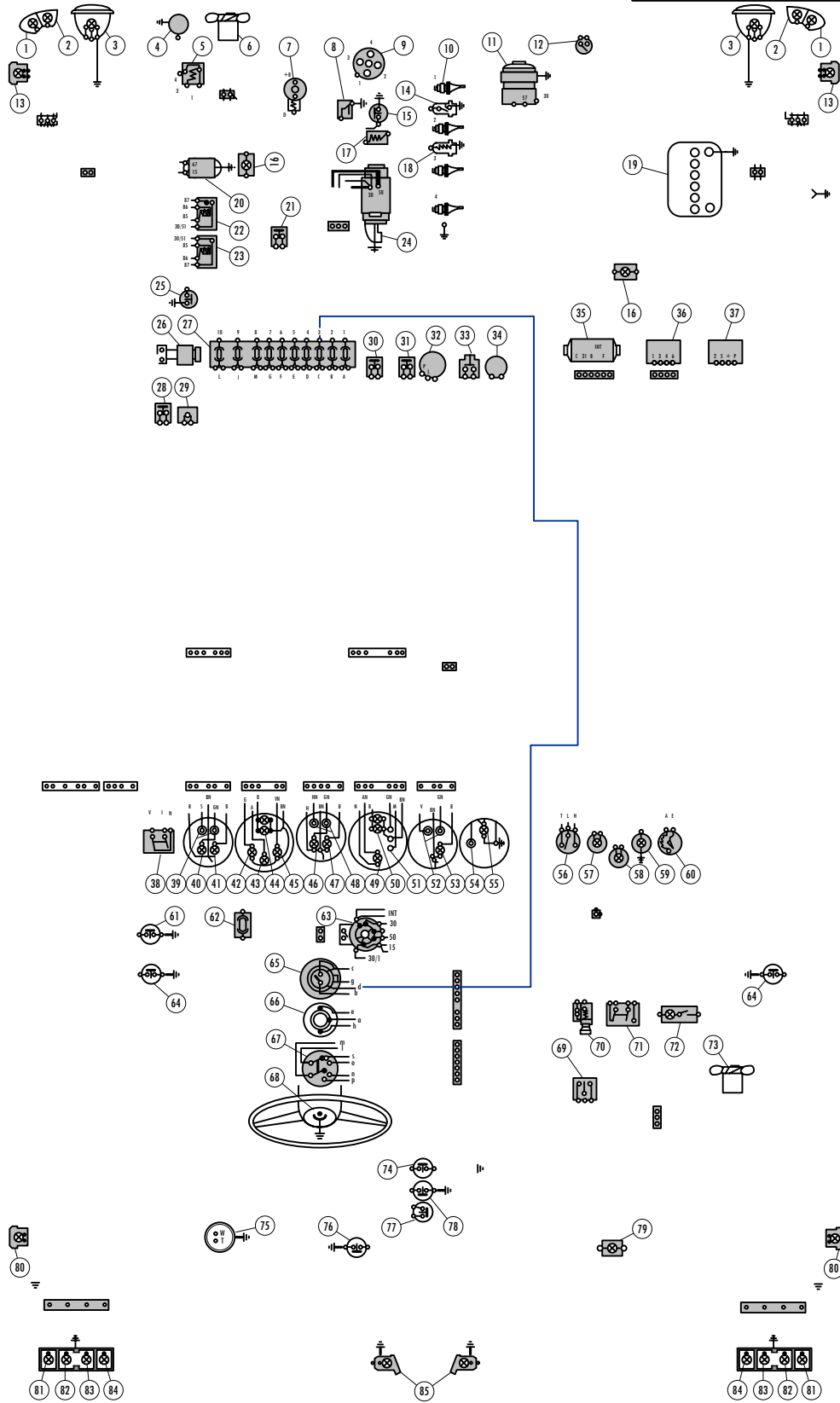


- | | | | | | | | |
|----|--|----|--|----|---|----|--|
| 1 | Front direction indicators. | 25 | Engine compartment lamps jam switch. | 49 | Battery charge indicator (red). | 73 | Electro-horn motor, two speed. |
| 2 | Front parking lights. | 26 | Electrovalve, exhaust emission control device | 50 | Engine tachometer light. | 74 | Switch, on transmission (2nd and 4th gears) for exhaust emission control electro-pneumatic system. |
| 3 | Headlamps (high and low beams) | 27 | Fuses | 51 | Engine tachometer. | 75 | Fuel gauge sending unit. |
| 4 | Motor/compressor for electro-pneumatic horns | 28 | Switch on clutch pedal for exhaust emission control electro-pneumatic system | 52 | Engine water heat gauge. | 76 | Luggage compartment lamp jam switch. |
| 5 | Horn control relay switch | 29 | Inspection lamp receptacle | 53 | Engine water heat gauge light. | 77 | Back-up light switch |
| 6 | Engine cooling fan motor | 30 | Stop lights switch | 54 | Clock. | 78 | Switch, on hand brake lever, for indicator 57. |
| 7 | Ignition coil | 31 | Switch, on the hydraulic circuit, for indicator 57. | 55 | Clock light. | 79 | Luggage compartment lamp. |
| 8 | Oil Pressure Gauge sending unit | 32 | Flasher, direction indicators. | 56 | Windshield wiper high and low sweep rate control. | 80 | Rear side marker lamps. |
| 9 | Ignition Distributor | 33 | Windshield washer motor button switch | 57 | Brake system effectiveness and hand brake ON indicator (red). | 81 | Rear stop lights. |
| 10 | Spark plugs | 34 | Electric pump, windshield washer. | 58 | Remove key indicator | 82 | Rear stop lights. |
| 11 | Alternator | 35 | Windshield wiper motor. | 59 | Vehicular hazard warning signal indicator. | 83 | Rear parking lights. |
| 12 | Engine fan motor thermostatic switch | 36 | Windshield wiper intermittent operation cycling switch unit. | 60 | Panel light rheostatic switch. | 84 | Back-up lights. |
| 13 | Heat gauge marker lamps | 37 | Flasher, indicator 57. | 61 | Jam switch, on left door pillar, for Indicator 58 | 85 | Number plate lights. |
| 14 | Heat gauge thermostatic switch | 38 | Outer lighting 2 position switch | 62 | Separate 3 Amp fuse for indicator 58 and its switch. | | |
| 15 | Insufficient Oil Pressure indicator sending unit | 39 | Fuel Gauge | 63 | Lock switch. | | |
| 16 | Engine compartment lamps | 40 | Fuel Reserve Indicator | 64 | Jam switches, between doors and pillars, for courtesy lights. | | |
| 17 | Heat gauge additional resistor | 41 | Fuel Gauge Light | 65 | Headlamp high-low-beam change-over and low-beam flasher switch. | | |
| 18 | Heat Gauge sending unit | 42 | Parking lights indicator (green). | 66 | Direction indicators switch. | | |
| 19 | Battery charge indicator relay. | 43 | Directional signal arrow tell tale (green). | 67 | Windshield wiper control three-position switch. | | |
| 20 | Voltage regulator | 44 | Speedometer light | 68 | Electro-pneumatic horn control button. | | |
| 21 | Button switch for electrovalve energizing during fast idle rate adjustments. | 45 | Headlamp high beam indicator (blue) | 69 | Electrofan 3 position switch. | | |
| 22 | Engine fan motor relay switch | 46 | Insufficient oil pressure indicator (red). | 70 | Electric cigarette lighter (with housing indicator). | | |
| 23 | Battery charge indicator relay. | 47 | Oil pressure gauge light | 71 | Vehicular hazard warning signal switch. | | |
| 24 | Starter Motor | 48 | Oil pressure gauge | 72 | Courtesy light, with Incorporated switch. | | |

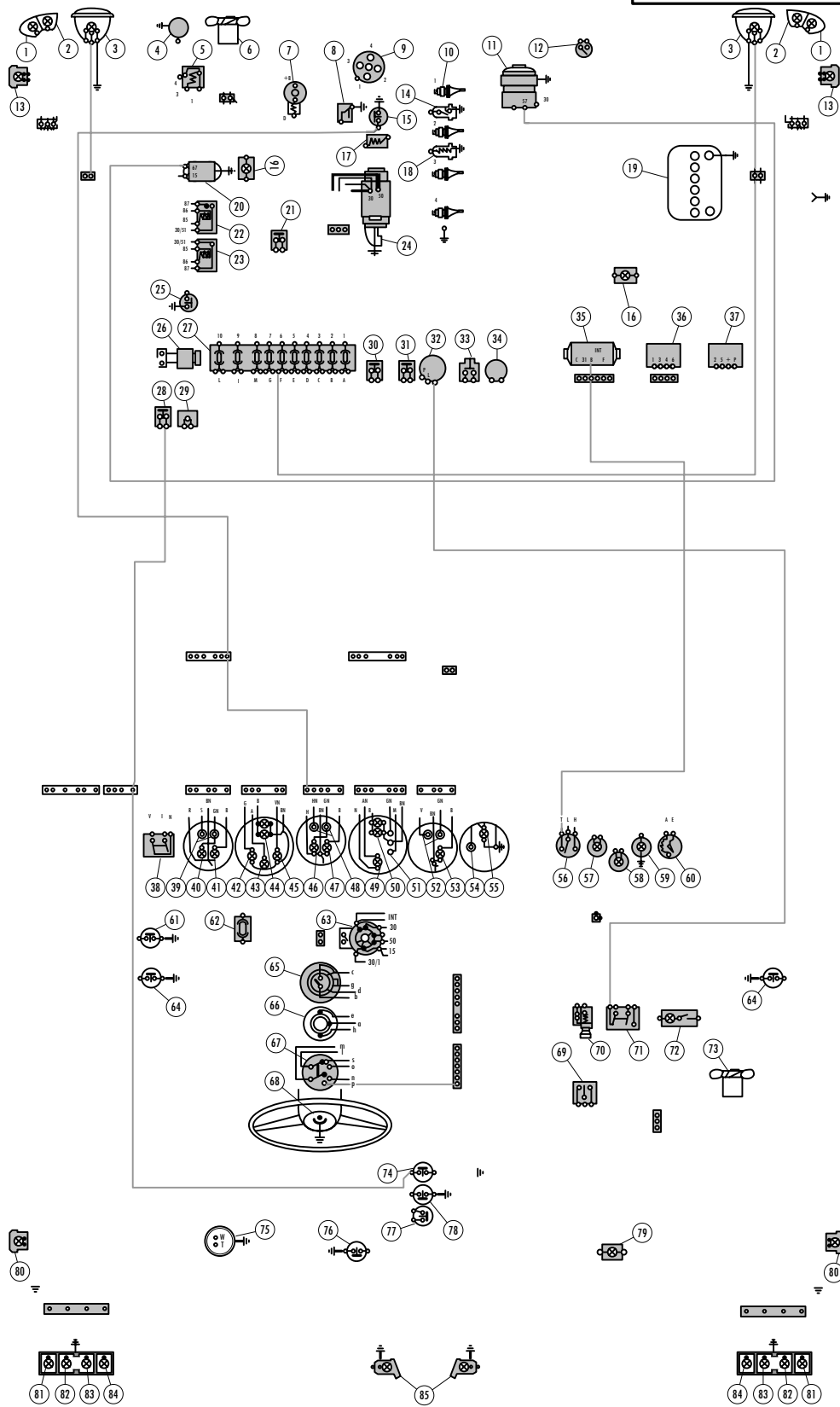


- | | | | | | | | |
|----|--|----|--|----|---|----|--|
| 1 | Front direction indicators. | 25 | Engine compartment lamps jam switch. | 49 | Battery charge indicator (red). | 73 | Electrofan motor, two speed. |
| 2 | Front parking lights. | 26 | Electrovalve, exhaust emission control device | 50 | Engine tachometer light. | 74 | Switch, on transmission (3rd and 4th gears) for exhaust emission control electro pneumatic system. |
| 3 | Headlamps (high and low beams) | 27 | Fuses | 51 | Engine tachometer. | 75 | Fuel gauge sending unit. |
| 4 | Motorcompressor for electro pneumatic horns | 28 | Switch on clutch pedal for exhaust emission control electro pneumatic system | 52 | Engine water heat gauge. | 76 | Luggage compartment lamp jam switch. |
| 5 | Horn control relay switch | 29 | Inspection lamp receptacle | 53 | Engine water heat gauge light. | 77 | Back-up light switch. |
| 6 | Engine cooling fan motor | 30 | Stop lights switch | 54 | Clock. | 78 | Switch, on hand brake lever, for indicator 57. |
| 7 | Ignition coil | 31 | Switch, on the hydraulic circuit, for indicator 57. | 55 | Clock light. | 79 | Luggage compartment lamp. |
| 8 | Oil Pressure Gauge sending unit | 32 | Flasher, direction indicators. | 56 | Windshield wiper high and low sweep rate control. | 80 | Rear side marker lamps. |
| 9 | Ignition Distributor | 33 | Windshield washer motor button switch | 57 | Brake system effectiveness and hand brake ON indicator (red). | 81 | Rear stop indicators. |
| 10 | Spark plugs | 34 | Electric pump, windshield washer. | 58 | Remove key indicator | 82 | Rear stop lights. |
| 11 | Alternator | 35 | Windshield wiper motor. | 59 | Vehicular hazard warning signal indicator. | 83 | Rear parking lights. |
| 12 | Engine fan motor thermostatic switch | 36 | Windshield wiper intermittent operation cycling switch unit. | 60 | Panel light rheostatic switch. | 84 | Back-up lights. |
| 13 | Front side marker lamps | 37 | Flasher, indicator 57. | 61 | Jam switch, on left door pillar, for Indicator 58 | 85 | Number plate lights. |
| 14 | Heat gauge thermostatic switch | 38 | Outer lighting 2 position switch | 62 | Separate 3 Amp fuse for indicator 58 and its switch. | | |
| 15 | Insufficient Oil Pressure indicator sending unit | 39 | Fuel Gauge | 63 | Lock switch. | | |
| 16 | Engine compartment lamps. | 40 | Fuel Reserve Indicator | 64 | Jam switches, between doors and pillars, for courtesy lights. | | |
| 17 | Heat gauge additional resistor | 41 | Fuel Gauge Light | 65 | Headlamp high-low-beam change-over and low beam flashes switch. | | |
| 18 | Heat Gauge sending unit | 42 | Parking lights indicator (green). | 66 | Direction Indicators switch. | | |
| 19 | Battery charge Indicator relay. | 43 | Directional signal arrow left (green). | 67 | Windshield wiper control three-position switch. | | |
| 20 | Voltage regulator | 44 | Headlamp high beam indicator (blue) | 68 | Electro pneumatic horn control button. | | |
| 21 | Button switch for electrovalve energizing during fast idle rate adjustments. | 45 | Insufficient oil pressure indicator (red). | 69 | Electrofan 3 position switch. | | |
| 22 | Engine fan motor relay switch | 46 | Oil pressure gauge light | 70 | Electric cigarette lighter (with housing indicator). | | |
| 23 | Battery charge Indicator relay. | 47 | Oil pressure gauge | 71 | Vehicular hazard warning signal indicator. | | |
| 24 | Starter Motor | 48 | Oil pressure gauge | 72 | Courtesy light with Incorporated switch. | | |

1969 - 1973 COMPLETE WIRING DIAGRAM

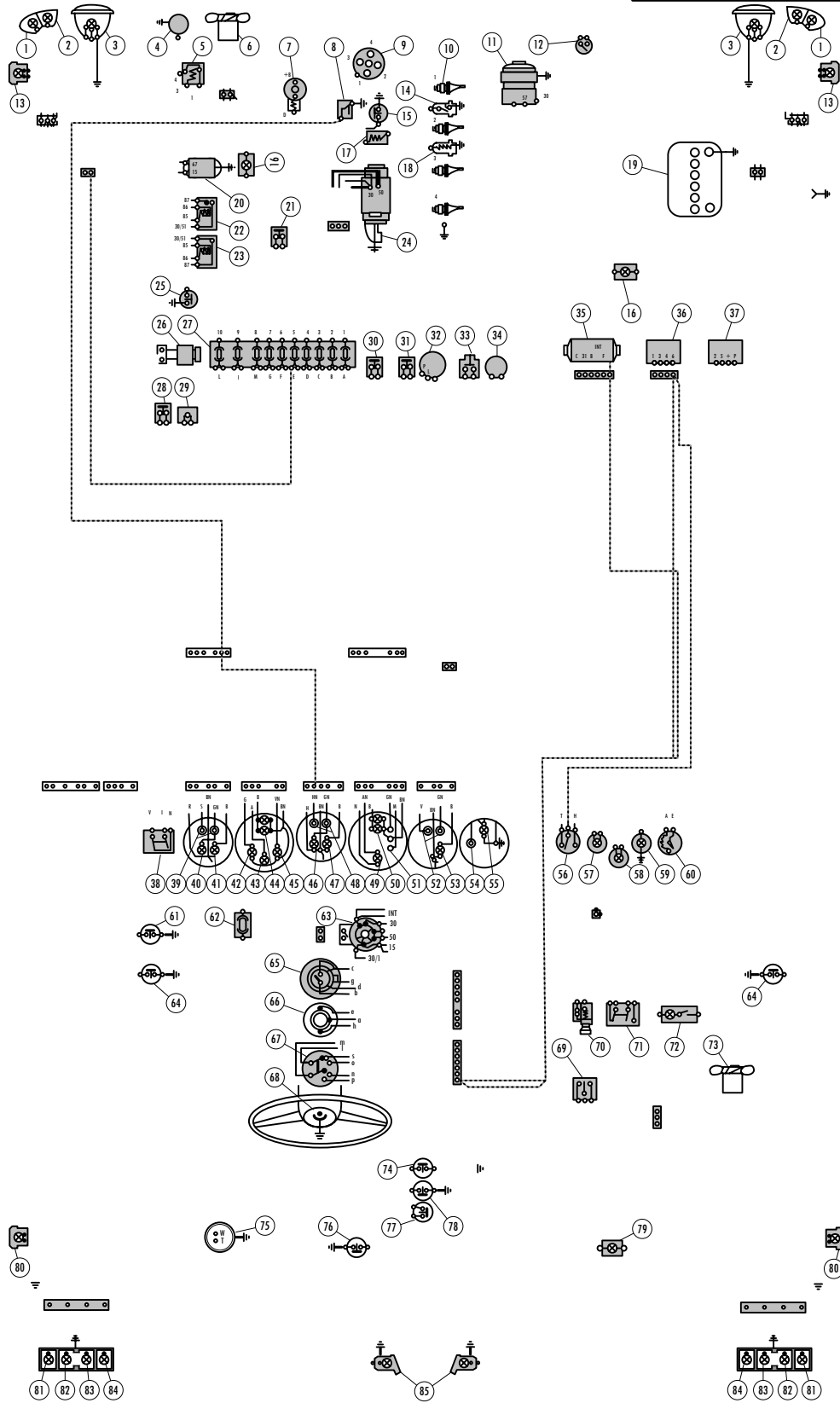


- | | | | | | | | |
|----|--|----|--|----|---|----|--|
| 1 | Front direction indicators. | 25 | Engine compartment lamps jam switch. | 49 | Battery charge indicator (red). | 73 | Electrofan motor, two speed. |
| 2 | Front parking lights. | 26 | Electrovalve, exhaust emission control device | 50 | Engine tachometer light. | 74 | Switch, on transmission (3rd and 4th gears) for exhaust emission control electro pneumatic system. |
| 3 | Headlamps (high and low beams) | 27 | Fuses | 51 | Engine tachometer. | 75 | Fuel gauge sending unit. |
| 4 | Motorcompressor for electro pneumatic horns | 28 | Switch on clutch pedal for exhaust emission control electro pneumatic system | 52 | Engine water heat gauge. | 76 | Luggage compartment lamp jam switch. |
| 5 | Horn control relay switch | 29 | Inspection lamp receptacle | 53 | Engine water heat gauge light. | 77 | Back-up light switch |
| 6 | Engine cooling fan motor | 30 | Stop lights switch | 54 | Clock. | 78 | Switch, on hand brake lever, for indicator 57. |
| 7 | Ignition coil | 31 | Switch, on the hydraulic circuit, for indicator 57. | 55 | Clock light. | 79 | Luggage compartment lamp. |
| 8 | Oil Pressure Gauge sending unit | 32 | Flasher, direction indicators. | 56 | Windshield wiper high and low sweep rate control. | 80 | Rear side marker lamps. |
| 9 | Ignition Distributor | 33 | Windshield washer motor button switch | 57 | Brake system effectiveness and hand brake ON indicator (red). | 81 | Rear stop lights. |
| 10 | Spark plugs | 34 | Electric pump, windshield washer. | 58 | Remove key indicator | 82 | Rear stop lights. |
| 11 | Alternator | 35 | Windshield wiper motor. | 59 | Vehicular hazard warning signal indicator. | 83 | Rear parking lights. |
| 12 | Engine fan motor thermostatic switch | 36 | Windshield wiper intermittent operation cycling switch unit. | 60 | Panel light rheostatic switch. | 84 | Back-up lights. |
| 13 | Front side marker lamps | 37 | Flasher, indicator 57. | 61 | Jam switch, on left door pillar, for Indicator 58 | 85 | Number plate lights. |
| 14 | Heat gauge thermostatic switch | 38 | Outer lighting 2 position switch | 62 | Separate 3 Amp fuse for indicator 58 and its switch. | | |
| 15 | Insufficient Oil Pressure indicator sending unit | 39 | Fuel Gauge | 63 | Lock switch. | | |
| 16 | Engine compartment lamps | 40 | Fuel Reserve Indicator | 64 | Jam switches, between doors and pillars, for courtesy lights. | | |
| 17 | Heat gauge additional resistor | 41 | Fuel Gauge Light | 65 | Headlamp high-low-beam change-over and low beam flashes switch. | | |
| 18 | Heat Gauge sending unit | 42 | Parking lights indicator (green). | 66 | Direction Indicators switch. | | |
| 19 | Battery charge indicator relay. | 43 | Directional signal arrow tell tale (green). | 67 | Windshield wiper control three-position switch. | | |
| 20 | Voltage regulator | 44 | Headlamp high beam indicator (blue) | 68 | Electro pneumatic horn control button. | | |
| 21 | Button switch for electrovalve energizing during fast idle rate adjustments. | 45 | Insufficient oil pressure indicator (red). | 69 | Electrofan 3 position switch. | | |
| 22 | Engine fan motor relay switch | 46 | Oil pressure gauge light | 70 | Electric cigarette lighter (with housing indicator). | | |
| 23 | Battery charge indicator relay. | 47 | Oil pressure gauge | 71 | Vehicular hazard warning signal indicator. | | |
| 24 | Starter Motor | 48 | Oil pressure gauge | 72 | Courtesy light with Incorporated switch. | | |

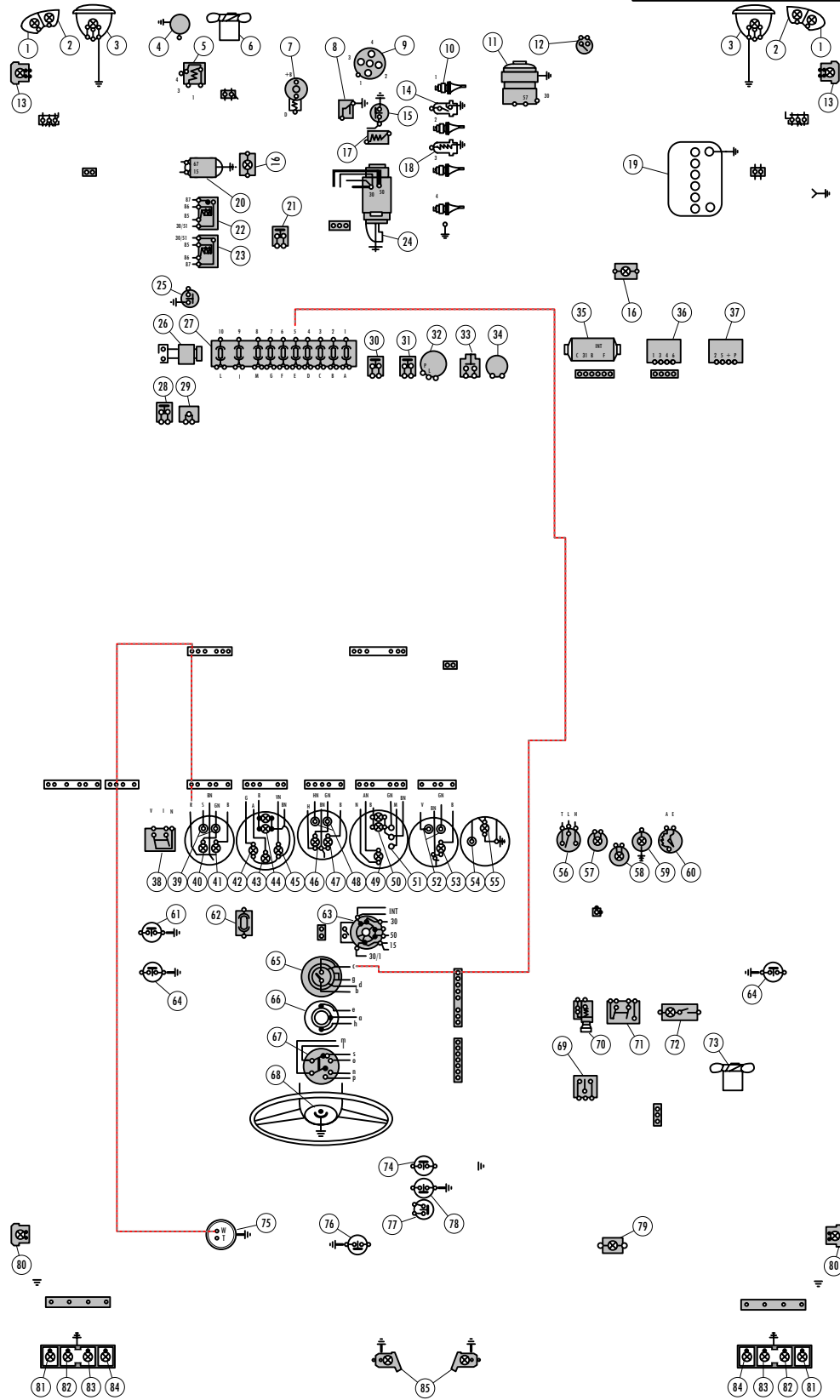


- | | | | | | | | |
|----|--|----|--|----|---|----|--|
| 1 | Front direction indicators. | 25 | Engine compartment lamps jam switch. | 49 | Battery charge indicator (red). | 73 | Electrofan motor, two speed. |
| 2 | Front parking lights. | 26 | Electrovalve, exhaust emission control device | 50 | Engine tachometer light. | 74 | Switch, on transmission (3rd and 4th gears) for exhaust emission control electro pneumatic system. |
| 3 | Headlamps (high and low beams) | 27 | Fuses | 51 | Engine tachometer. | 75 | Fuel gauge sending unit. |
| 4 | Motorcompressor for electro pneumatic horns | 28 | Switch on clutch pedal for exhaust emission control electro pneumatic system | 52 | Engine water heat gauge. | 76 | Luggage compartment lamp jam switch. |
| 5 | Horn control relay switch | 29 | Inspection lamp receptacle | 53 | Engine water heat gauge light. | 77 | Back-up light switch. |
| 6 | Engine cooling fan motor | 30 | Stop lights switch | 54 | Clock. | 78 | Switch, on hand brake lever, for indicator 57. |
| 7 | Ignition coil | 31 | Switch, on the hydraulic circuit, for indicator 57. | 55 | Clock light. | 79 | Luggage compartment lamp. |
| 8 | Oil Pressure Gauge sending unit | 32 | Flasher, direction indicators. | 56 | Windshield wiper high and low sweep rate control. | 80 | Rear side marker lamps. |
| 9 | Ignition Distributor | 33 | Windshield washer motor button switch | 57 | Brake system effectiveness and hand brake ON indicator (red). | 81 | Rear stop lights. |
| 10 | Spark plugs | 34 | Electric pump, windshield washer. | 58 | Remove key indicator | 82 | Rear stop lights. |
| 11 | Alternator | 35 | Windshield wiper motor. | 59 | Vehicular hazard warning signal indicator. | 83 | Rear parking lights. |
| 12 | Engine fan motor thermostatic switch | 36 | Windshield wiper intermittent operation cycling switch unit. | 60 | Panel light rheostatic switch. | 84 | Back-up lights. |
| 13 | Front side marker lamps | 37 | Flasher, indicator 57. | 61 | Jam switch, on left door pillar, for Indicator 58 | 85 | Number plate lights. |
| 14 | Heat gauge thermostatic switch | 38 | Outer lighting 2 position switch | 62 | Separate 3 Amp fuse for indicator 58 and its switch. | | |
| 15 | Insufficient Oil Pressure indicator sending unit | 39 | Fuel Gauge | 63 | Lock switch. | | |
| 16 | Engine compartment lamps. | 40 | Fuel Reserve Indicator | 64 | Jam switches, between doors and pillars, for courtesy lights. | | |
| 17 | Heat gauge additional resistor | 41 | Fuel Gauge Light | 65 | Headlamp high-low beam change-over and low beam flashes switch. | | |
| 18 | Heat Gauge sending unit | 42 | Parking lights indicator (green). | 66 | Direction Indicators switch. | | |
| 19 | Battery charge indicator relay. | 43 | Directional signal arrow tell tale (green). | 67 | Windshield wiper control three-position switch. | | |
| 20 | Voltage regulator | 44 | Speedometer light | 68 | Electropneumatic horn control button. | | |
| 21 | Button switch for electrovalve energizing during fast idle rate adjustments. | 45 | Headlamp high beam indicator (blue) | 69 | Electrofan 3 position switch. | | |
| 22 | Engine fan motor relay switch | 46 | Insufficient oil pressure indicator (red). | 70 | Electric cigarette lighter (with housing indicator). | | |
| 23 | Battery charge indicator relay. | 47 | Oil pressure gauge light | 71 | Vehicular hazard warning signal indicator. | | |
| 24 | Starter Motor | 48 | Oil pressure gauge | 72 | Courtesy light with Incorporated switch. | | |

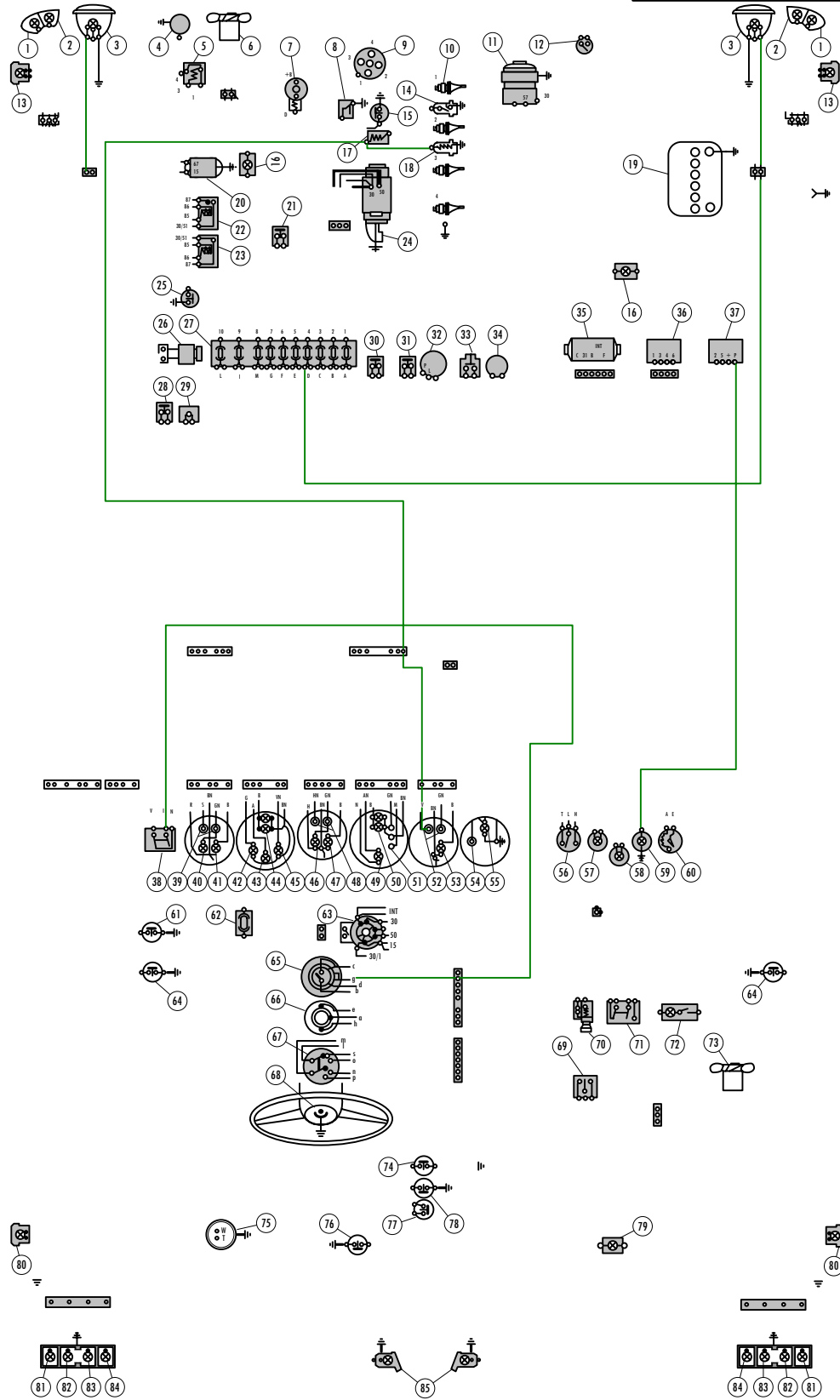
1969 - 1973 COMPLETE WIRING DIAGRAM



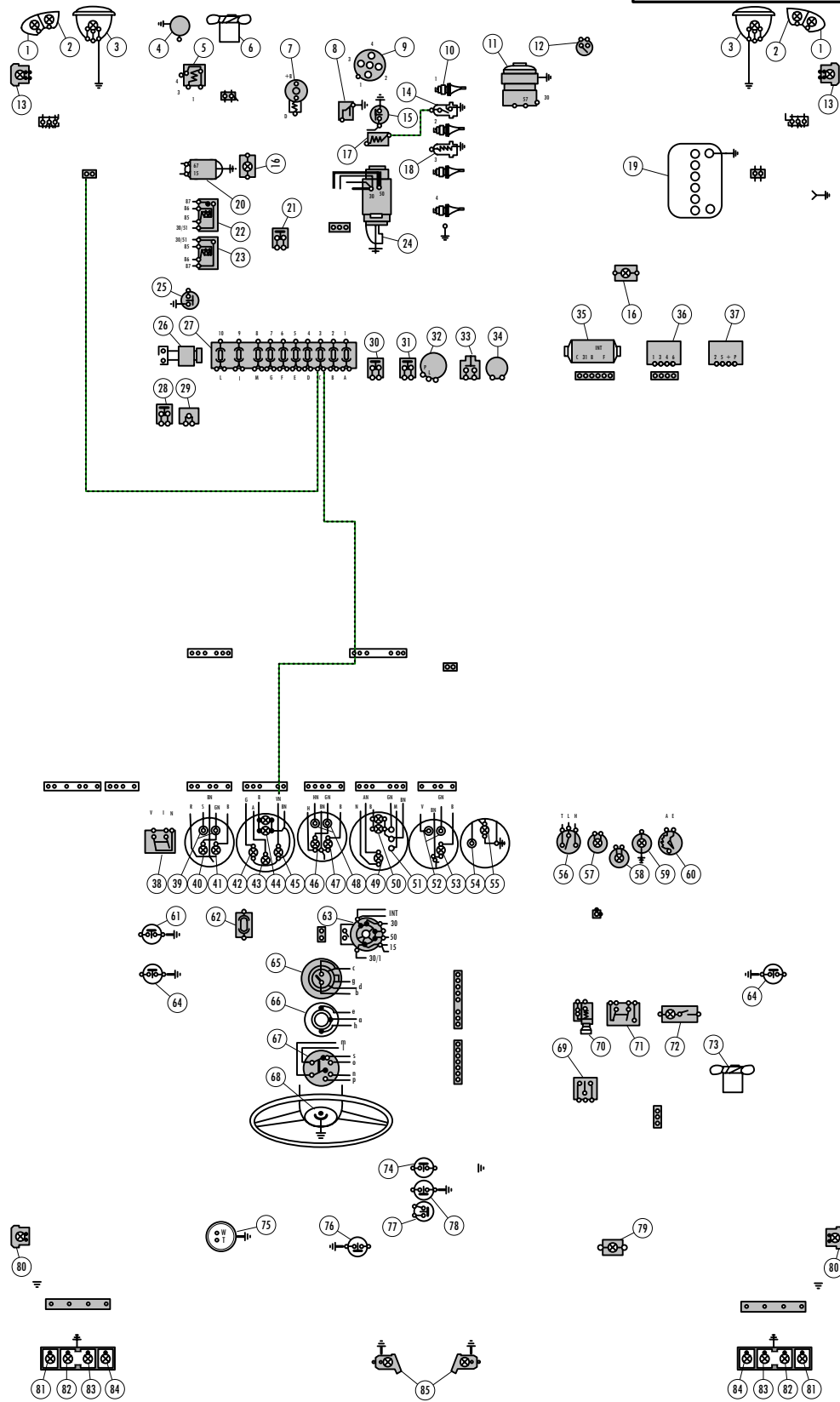
- | | | | | | | | |
|----|--|----|--|----|---|----|--|
| 1 | Front direction indicators. | 25 | Engine compartment lamps jam switch. | 49 | Battery charge indicator (red). | 73 | Electrofan motor, two speed. |
| 2 | Front parking lights. | 26 | Electrovalve, exhaust emission control device | 50 | Engine tachometer light. | 74 | Switch, on transmission (3rd and 4th gears) for exhaust emission control electro pneumatic system. |
| 3 | Headlamps (high and low beams) | 27 | Fuses | 51 | Engine tachometer. | 75 | Fuel gauge sending unit. |
| 4 | Motorcompressor for electro pneumatic horns | 28 | Switch on clutch pedal for exhaust emission control electro pneumatic system | 52 | Engine water heat gauge. | 76 | Luggage compartment lamp jam switch. |
| 5 | Horn control relay switch | 29 | Inspection lamp receptacle | 53 | Engine water heat gauge light. | 77 | Back-up light switch |
| 6 | Engine cooling fan motor | 30 | Stop lights switch | 54 | Clock. | 78 | Switch, on hand brake lever, for indicator 57. |
| 7 | Ignition coil | 31 | Switch, on the hydraulic circuit, for indicator 57. | 55 | Clock light. | 79 | Luggage compartment lamp. |
| 8 | Oil Pressure Gauge sending unit | 32 | Flasher, direction indicators. | 56 | Windshield wiper high and low sweep rate control. | 80 | Rear side marker lamps. |
| 9 | Ignition Distributor | 33 | Windshield washer motor button switch | 57 | Brake system effectiveness and hand brake ON indicator (red). | 81 | Rear direction indicators. |
| 10 | Spark plugs | 34 | Electric pump, windshield washer. | 58 | Remove key indicator | 82 | Rear stop lights. |
| 11 | Alternator | 35 | Windshield wiper motor. | 59 | Vehicular hazard warning signal indicator. | 83 | Rear parking lights. |
| 12 | Engine fan motor thermostatic switch | 36 | Windshield wiper intermittent operation cycling switch unit. | 60 | Panel light rheostatic switch. | 84 | Back-up lights. |
| 13 | Front side marker lamps | 37 | Flasher, indicator 57. | 61 | Jam switch, on left door pillar, for Indicator 58 | 85 | Number plate lights. |
| 14 | Heat gauge thermostatic switch | 38 | Outer lighting 2 position switch | 62 | Separate 3 Amp fuse for indicator 58 and its switch. | | |
| 15 | Insufficient Oil Pressure indicator sending unit | 39 | Fuel Gauge | 63 | Lock switch. | | |
| 16 | Engine compartment lamps | 40 | Fuel Reserve Indicator | 64 | Jam switches, between doors and pillars, for courtesy lights. | | |
| 17 | Heat gauge additional resistor | 41 | Fuel Gauge Light | 65 | Headlamp high-low beam change-over and low beam flashes switch. | | |
| 18 | Heat Gauge sending unit | 42 | Parking lights indicator (green). | 66 | Direction Indicators switch. | | |
| 19 | Battery charge Indicator relay. | 43 | Directional signal arrow left (green). | 67 | Windshield wiper control three-position switch. | | |
| 20 | Voltage regulator | 44 | Speedometer light | 68 | Electro pneumatic horn control button. | | |
| 21 | Button switch for electrovalve energizing during fast idle rate adjustments. | 45 | Headlamp high beam indicator (blue) | 69 | Electrofan 3 position switch. | | |
| 22 | Engine fan motor relay switch | 46 | Insufficient oil pressure indicator (red). | 70 | Electric cigarette lighter (with housing indicator). | | |
| 23 | Battery charge Indicator relay. | 47 | Oil pressure gauge light | 71 | Vehicular hazard warning signal indicator. | | |
| 24 | Starter Motor | 48 | Oil pressure gauge | 72 | Courtesy light with Incorporated switch. | | |



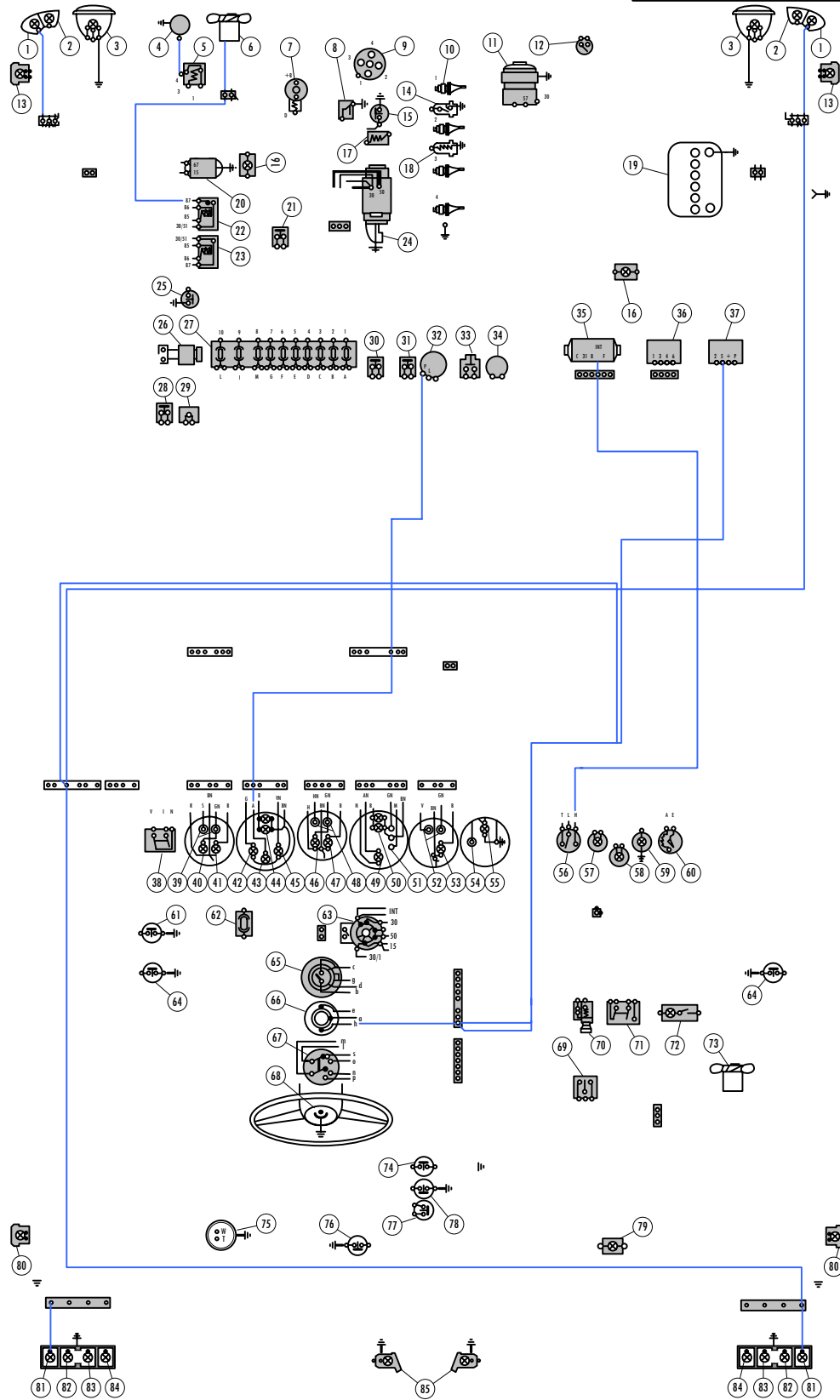
- | | | | | | | | |
|----|--|----|--|----|---|----|--|
| 1 | Front direction Indicators. | 25 | Engine compartment lamps jam switch. | 49 | Battery charge indicator (red). | 73 | Electrofan motor, two speed. |
| 2 | Front parking lights. | 26 | Electrovalve, exhaust emission control device | 50 | Engine tachometer light. | 74 | Switch, on transmission (3rd and 4th gears) for exhaust emission control electro pneumatic system. |
| 3 | Headlamps (high and low beams) | 27 | Fuses | 51 | Engine tachometer. | 75 | Fuel gauge sending unit. |
| 4 | Motorcompressor for electro pneumatic horns | 28 | Switch on clutch pedal for exhaust emission control electro pneumatic system | 52 | Engine water heat gauge. | 76 | Luggage compartment lamp jam switch. |
| 5 | Horn control relay switch | 29 | Inspection lamp receptacle | 53 | Engine water heat gauge light. | 77 | Back-up light switch. |
| 6 | Engine cooling fan motor | 30 | Stop lights switch | 54 | Clock. | 78 | Switch, on hand brake lever, for indicator 57. |
| 7 | Ignition coil | 31 | Switch, on the hydraulic circuit, for indicator 57. | 55 | Clock light. | 79 | Luggage compartment lamp. |
| 8 | Oil Pressure Gauge sending unit | 32 | Flasher, direction indicators. | 56 | Windshield wiper high and low sweep rate control. | 80 | Rear side marker lamps. |
| 9 | Ignition Distributor | 33 | Windshield washer motor button switch | 57 | Brake system effectiveness and hand brake ON indicator (red). | 81 | Rear stop lights. |
| 10 | Spark plugs | 34 | Electric pump, windshield washer. | 58 | Remove key indicator | 82 | Rear stop lights. |
| 11 | Alternator | 35 | Windshield wiper motor. | 59 | Vehicular hazard warning signal indicator. | 83 | Rear parking lights. |
| 12 | Engine fan motor thermostatic switch | 36 | Windshield wiper intermittent operation cycling switch unit. | 60 | Panel light rheostatic switch. | 84 | Back-up lights. |
| 13 | Front side marker lamps | 37 | Flasher, indicator 57. | 61 | Jam switch, on left door pillar, for Indicator 58 | 85 | Number plate lights. |
| 14 | Heat gauge thermostatic switch | 38 | Outer lighting 2 position switch | 62 | Separate 3 Amp fuse for indicator 58 and its switch. | | |
| 15 | Insufficient Oil Pressure indicator sending unit | 39 | Fuel Gauge | 63 | Lock switch. | | |
| 16 | Engine compartment lamps | 40 | Fuel Reserve Indicator | 64 | Jam switches, between doors and pillars, for courtesy lights. | | |
| 17 | Heat gauge additional resistor | 41 | Fuel Gauge Light | 65 | Headlamp high-low-beam change-over and low beam flashes switch. | | |
| 18 | Heat Gauge sending unit | 42 | Parking lights indicator (green). | 66 | Direction Indicators switch. | | |
| 19 | Battery charge Indicator relay. | 43 | Directional signal arrow tell tale (green). | 67 | Windshield wiper control three-position switch. | | |
| 20 | Voltage regulator | 44 | Speedometer light | 68 | Electropneumatic horn control button. | | |
| 21 | Button switch for electrovalve energizing during fast idle rate adjustments. | 45 | Headlamp high beam indicator (blue) | 69 | Electrofan 3 position switch. | | |
| 22 | Engine fan motor relay switch | 46 | Insufficient oil pressure indicator (red). | 70 | Electric cigarette lighter (with housing indicator). | | |
| 23 | Battery charge Indicator relay. | 47 | Oil pressure gauge light | 71 | Vehicular hazard warning signal indicator. | | |
| 24 | Starter Motor | 48 | Oil pressure gauge | 72 | Courtesy light with Incorporated switch. | | |



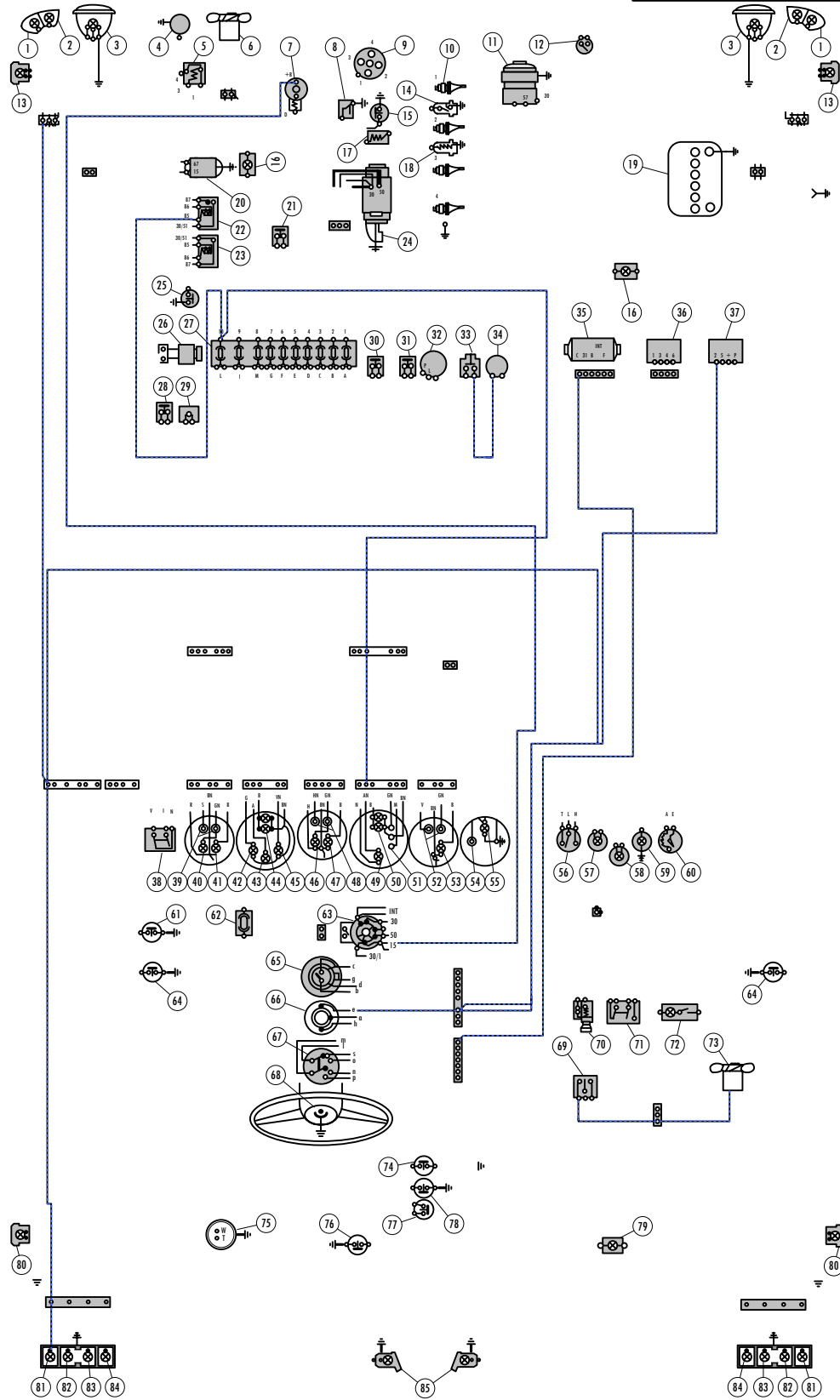
- | | | | | | | | |
|----|--|----|--|----|---|----|--|
| 1 | Front direction indicators. | 25 | Engine compartment lamps jam switch. | 49 | Battery charge indicator (red). | 73 | Electrofan motor, two speed. |
| 2 | Front parking lights. | 26 | Electrovalve, exhaust emission control device | 50 | Engine tachometer light. | 74 | Switch, on transmission (3rd and 4th gears) for exhaust emission control electro pneumatic system. |
| 3 | Headlamps (high and low beams) | 27 | Fuses | 51 | Engine tachometer. | 75 | Fuel gauge sending unit. |
| 4 | Motorcompressor for electro pneumatic horns | 28 | Switch on clutch pedal for exhaust emission control electro pneumatic system | 52 | Engine water heat gauge. | 76 | Luggage compartment lamp jam switch. |
| 5 | Horn control relay switch | 29 | Inspection lamp receptacle | 53 | Engine water heat gauge light. | 77 | Back-up light switch |
| 6 | Engine cooling fan motor | 30 | Stop lights switch | 54 | Clock. | 78 | Switch, on hand brake lever, for indicator 57. |
| 7 | Ignition coil | 31 | Switch, on the hydraulic circuit, for indicator 57. | 55 | Clock light. | 79 | Luggage compartment lamp. |
| 8 | Oil Pressure Gauge sending unit | 32 | Flasher, direction indicators. | 56 | Windshield wiper high and low sweep rate control. | 80 | Rear side marker lamps. |
| 9 | Ignition Distributor | 33 | Windshield washer motor button switch | 57 | Brake system effectiveness and hand brake ON indicator (red). | 81 | Rear direction indicators. |
| 10 | Spark plugs | 34 | Electric pump, windshield washer. | 58 | Remove key indicator | 82 | Rear stop lights. |
| 11 | Alternator | 35 | Windshield wiper motor. | 59 | Vehicular hazard warning signal indicator. | 83 | Rear parking lights. |
| 12 | Engine fan motor thermostatic switch | 36 | Windshield wiper intermittent operation cycling switch unit. | 60 | Panel light rheostatic switch. | 84 | Back-up lights. |
| 13 | Front side marker lamps | 37 | Flasher, indicator 57. | 61 | Jam switch, on left door pillar, for Indicator 58 | 85 | Number plate lights. |
| 14 | Heat gauge thermostatic switch | 38 | Outer lighting 2 position switch | 62 | Separate 3 Amp fuse for indicator 58 and its switch. | | |
| 15 | Insufficient Oil Pressure indicator sending unit | 39 | Fuel Gauge | 63 | Lock switch. | | |
| 16 | Engine compartment lamps. | 40 | Fuel Reserve Indicator | 64 | Jam switches, between doors and pillars, for courtesy lights. | | |
| 17 | Heat gauge additional resistor | 41 | Fuel Gauge Light | 65 | Headlamp high-low beam change-over and low beam flashes switch. | | |
| 18 | Heat Gauge sending unit | 42 | Parking lights indicator (green). | 66 | Direction Indicators switch. | | |
| 19 | Battery charge indicator relay. | 43 | Directional signal arrow tell tale (green). | 67 | Windshield wiper control three-position switch. | | |
| 20 | Voltage regulator | 44 | Speedometer light | 68 | Electro pneumatic horn control button. | | |
| 21 | Button switch for electrovalve energizing during fast idle rate adjustments. | 45 | Headlamp high beam indicator (blue) | 69 | Electrofan 3 position switch. | | |
| 22 | Engine fan motor relay switch | 46 | Insufficient oil pressure indicator (red). | 70 | Electric cigarette lighter (with housing indicator). | | |
| 23 | Battery charge indicator relay. | 47 | Oil pressure gauge light | 71 | Vehicular hazard warning signal indicator. | | |
| 24 | Starter Motor | 48 | Oil pressure gauge | 72 | Courtesy light with incorporated switch. | | |



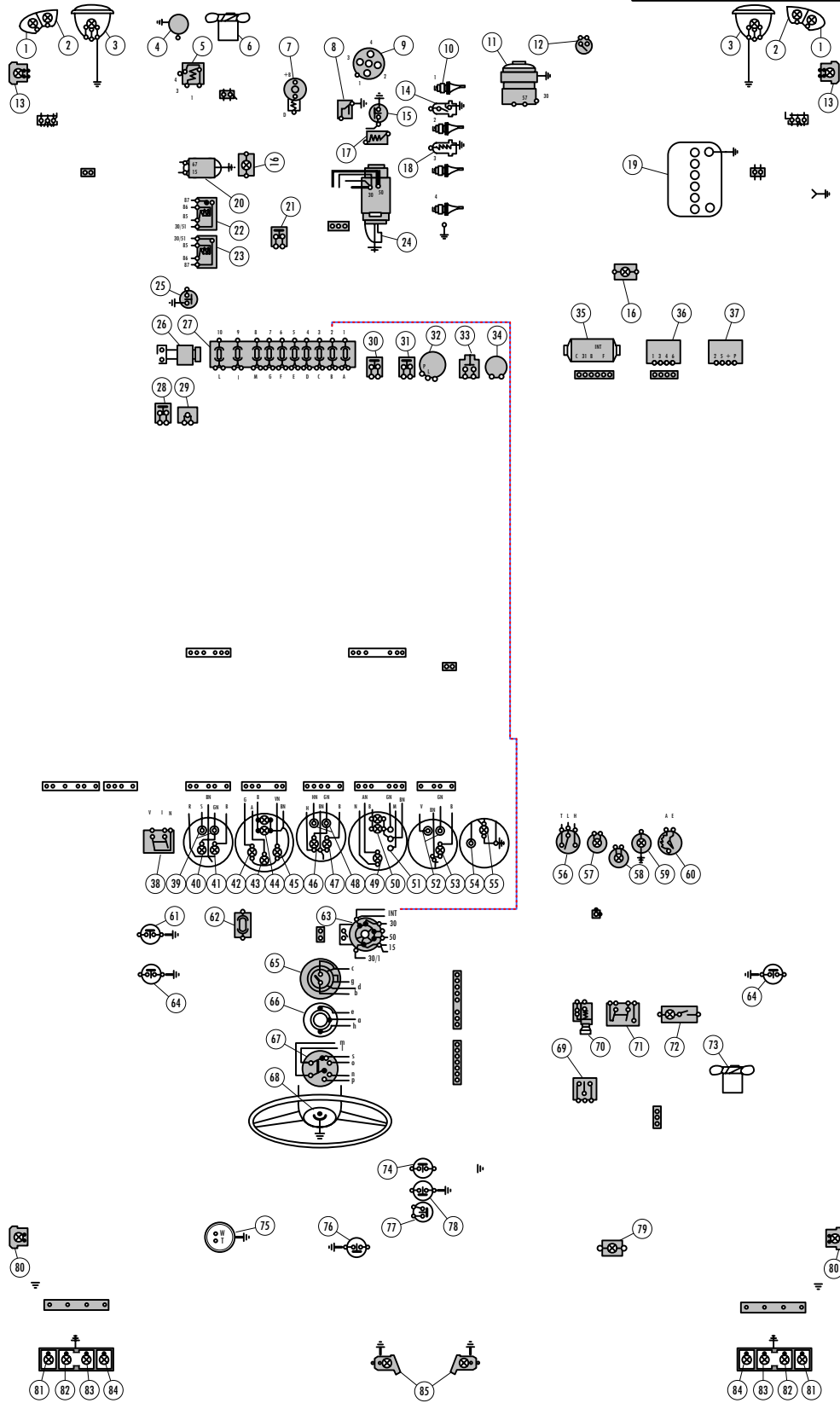
- | | | | | | | | |
|----|--|----|--|----|---|----|--|
| 1 | Front direction Indicators. | 25 | Engine compartment lamps jam switch. | 49 | Battery charge indicator (red). | 73 | Electrofan motor, two speed. |
| 2 | Front parking lights. | 26 | Electrovalve, exhaust emission control device | 50 | Engine tachometer light. | 74 | Switch, on transmission (3rd and 4th gears) for exhaust emission control electro pneumatic system. |
| 3 | Headlamps (high and low beams) | 27 | Fuses | 51 | Engine tachometer. | 75 | Fuel gauge sending unit. |
| 4 | Motorcompressor for electro pneumatic horns | 28 | Switch on clutch pedal for exhaust emission control electro pneumatic system | 52 | Engine water heat gauge. | 76 | Luggage compartment lamp jam switch. |
| 5 | Horn control relay switch | 29 | Inspection lamp receptacle | 53 | Engine water heat gauge light. | 77 | Back-up light switch |
| 6 | Engine cooling fan motor | 30 | Stop lights switch | 54 | Clock. | 78 | Switch, on hand brake lever, for indicator 57. |
| 7 | Ignition coil | 31 | Switch, on the hydraulic circuit, for indicator 57. | 55 | Clock light. | 79 | Luggage compartment lamp. |
| 8 | Oil Pressure Gauge sending unit | 32 | Flasher, direction indicators. | 56 | Windshield wiper high and low sweep rate control. | 80 | Rear side marker lamps. |
| 9 | Ignition Distributor | 33 | Windshield washer motor button switch | 57 | Brake system effectiveness and hand brake ON indicator (red). | 81 | Rear stop lights. |
| 10 | Spark plugs | 34 | Electric pump, windshield washer. | 58 | Remove key indicator | 82 | Rear stop lights. |
| 11 | Alternator | 35 | Windshield wiper motor. | 59 | Vehicular hazard warning signal indicator. | 83 | Rear parking lights. |
| 12 | Engine fan motor thermostatic switch | 36 | Windshield wiper intermittent operation cycling switch unit. | 60 | Panel light rheostatic switch. | 84 | Back-up lights. |
| 13 | Front side marker lamps | 37 | Flasher, indicator 57. | 61 | Jam switch, on left door pillar, for Indicator 58 | 85 | Number plate lights. |
| 14 | Heat gauge thermostatic switch | 38 | Outer lighting 2 position switch | 62 | Separate 3 Amp fuse for indicator 58 and its switch. | | |
| 15 | Insufficient Oil Pressure indicator sending unit | 39 | Fuel Gauge | 63 | Lock switch. | | |
| 16 | Engine compartment lamps. | 40 | Fuel Reserve Indicator | 64 | Jam switches, between doors and pillars, for courtesy lights. | | |
| 17 | Heat gauge additional resistor | 41 | Fuel Gauge Light | 65 | Headlamp high-low beam change-over and low beam flashes switch. | | |
| 18 | Heat Gauge sending unit | 42 | Parking lights indicator (green). | 66 | Direction Indicators switch. | | |
| 19 | Battery charge Indicator relay. | 43 | Directional signal arrow 'hell tale' (green). | 67 | Windshield wiper control three-position switch. | | |
| 20 | Voltage regulator | 44 | Speedometer light | 68 | Electro pneumatic horn control button. | | |
| 21 | Button switch for electrovalve energizing during fast idle rate adjustments. | 45 | Headlamp high beam indicator (blue) | 69 | Electrofan 3 position switch. | | |
| 22 | Engine fan motor relay switch | 46 | Insufficient oil pressure indicator (red). | 70 | Electric cigarette lighter (with housing indicator). | | |
| 23 | Battery charge Indicator relay. | 47 | Oil pressure gauge light | 71 | Vehicular hazard warning signal indicator. | | |
| 24 | Starter Motor | 48 | Oil pressure gauge | 72 | Courtesy light with Incorporated switch. | | |



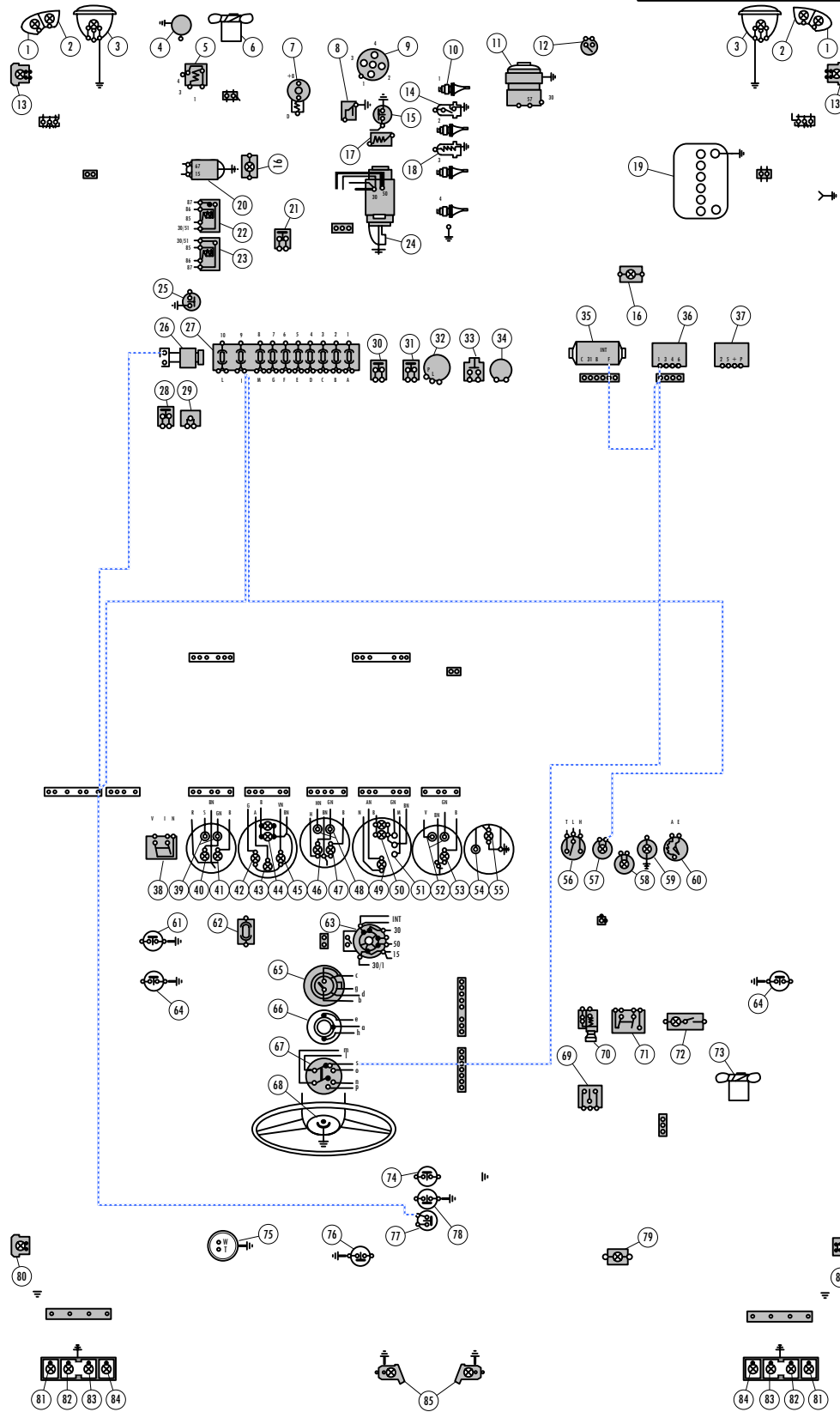
- | | | | | | | | |
|----|--|----|--|----|---|----|--|
| 1 | Front direction indicators. | 25 | Engine compartment lamps jam switch. | 49 | Battery charge indicator (red). | 73 | Electrofan motor, two speed. |
| 2 | Front parking lights. | 26 | Electrovalve, exhaust emission control device | 50 | Engine tachometer light. | 74 | Switch, on transmission (3rd and 4th gears) for exhaust emission control electro pneumatic system. |
| 3 | Headlamps (high and low beams) | 27 | Fuses | 51 | Engine tachometer. | 75 | Fuel gauge sending unit. |
| 4 | Motorcompressor for electro pneumatic horns | 28 | Switch on clutch pedal for exhaust emission control electro pneumatic system | 52 | Engine water heat gauge. | 76 | Luggage compartment lamp jam switch. |
| 5 | Horn control relay switch | 29 | Inspection lamp receptacle | 53 | Engine water heat gauge light. | 77 | Back-up light switch. |
| 6 | Engine cooling fan motor | 30 | Stop lights switch | 54 | Clock. | 78 | Switch, on hand brake lever, for indicator 57. |
| 7 | Ignition coil | 31 | Switch, on the hydraulic circuit, for indicator 57. | 55 | Clock light. | 79 | Luggage compartment lamp. |
| 8 | Oil Pressure Gauge sending unit | 32 | Flasher, direction indicators. | 56 | Windshield wiper high and low sweep rate control. | 80 | Rear side marker lamps. |
| 9 | Ignition Distributor | 33 | Windshield washer motor button switch | 57 | Brake system effectiveness and hand brake ON indicator (red). | 81 | Rear stop lights. |
| 10 | Spark plugs | 34 | Electric pump, windshield washer. | 58 | Remove key indicator | 82 | Rear stop lights. |
| 11 | Alternator | 35 | Windshield wiper motor. | 59 | Vehicular hazard warning signal indicator. | 83 | Rear parking lights. |
| 12 | Engine fan motor thermostatic switch | 36 | Windshield wiper intermittent operation cycling switch unit. | 60 | Panel light thermostatic switch. | 84 | Back-up lights. |
| 13 | Front side marker lamps | 37 | Flasher, indicator 57. | 61 | Jam switch, on left door pillar, for indicator 58 | 85 | Number plate lights. |
| 14 | Heat gauge thermostatic switch | 38 | Outer lighting 2 position switch | 62 | Separate 3 Amp fuse for indicator 58 and its switch. | | |
| 15 | Insufficient Oil Pressure indicator sending unit | 39 | Fuel Gauge | 63 | Lock switch. | | |
| 16 | Engine compartment lamps | 40 | Fuel Reserve Indicator | 64 | Jam switches, between doors and pillars, for courtesy lights. | | |
| 17 | Heat gauge additional resistor | 41 | Fuel Gauge Light | 65 | Headlamp high-low-beam change-over and low beam flashes switch. | | |
| 18 | Heat Gauge sending unit | 42 | Parking lights indicator (green). | 66 | Direction Indicators switch. | | |
| 19 | Battery charge Indicator relay. | 43 | Directional signal arrow tell tale (green). | 67 | Windshield wiper control three-position switch. | | |
| 20 | Voltage regulator | 44 | Speedometer light | 68 | Electro pneumatic horn control button. | | |
| 21 | Button switch for electrovalve energizing during fast idle rate adjustments. | 45 | Headlamp high beam indicator (blue) | 69 | Electrofan 3 position switch. | | |
| 22 | Engine fan motor relay switch | 46 | Insufficient oil pressure indicator (red). | 70 | Electric cigarette lighter (with housing indicator). | | |
| 23 | Battery charge Indicator relay. | 47 | Oil pressure gauge light | 71 | Vehicular hazard warning signal switch. | | |
| 24 | Starter Motor | 48 | Oil pressure gauge | 72 | Courtesy light with incorporated switch. | | |



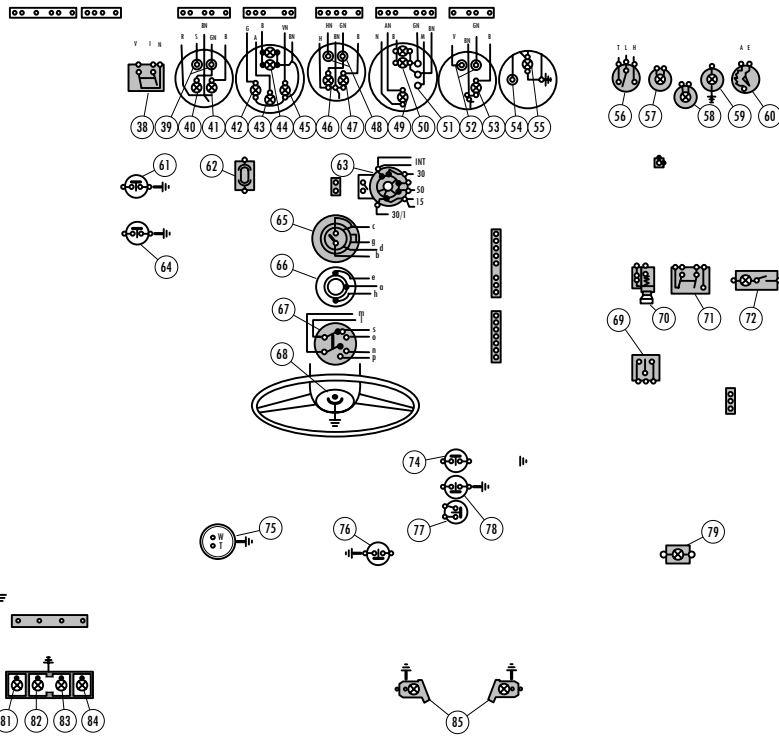
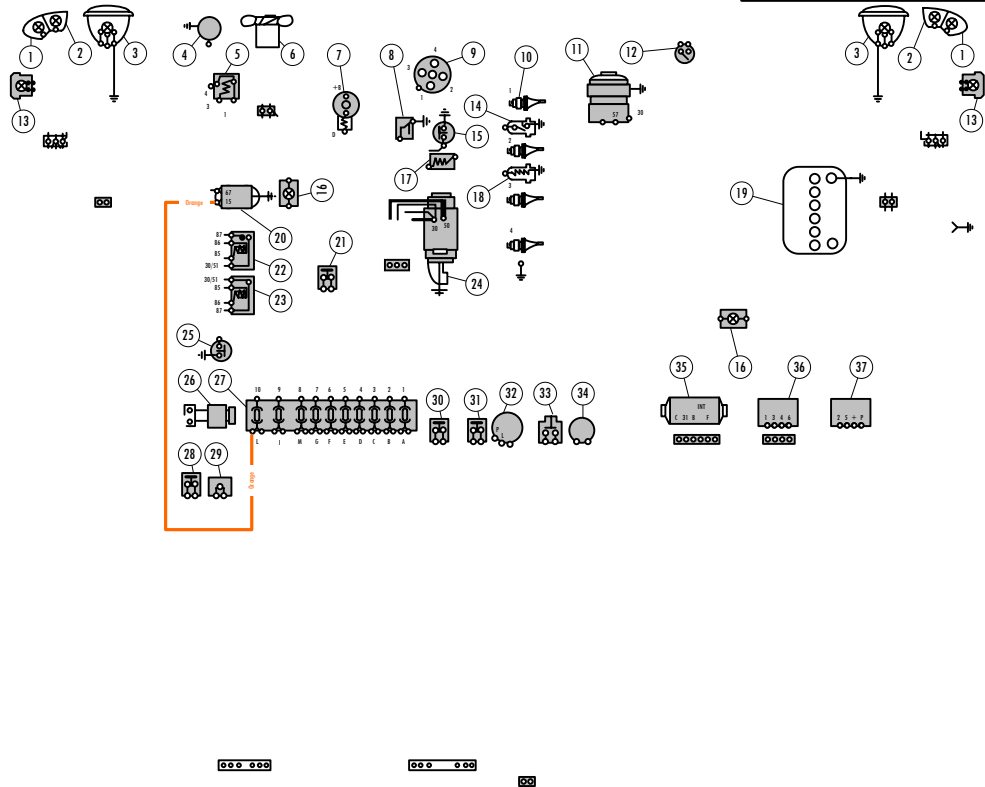
- | | | | | | | | |
|----|--|----|--|----|---|----|--|
| 1 | Front direction indicators. | 25 | Engine compartment lamps jam switch. | 49 | Battery charge indicator (red). | 73 | Electrofan motor, two speed. |
| 2 | Front parking lights. | 26 | Electrovalve, exhaust emission control device | 50 | Engine tachometer light. | 74 | Switch, on transmission (3rd and 4th gears) for exhaust emission control electro pneumatic system. |
| 3 | Headlamps (high and low beams) | 27 | Fuses | 51 | Engine tachometer. | 75 | Fuel gauge sending unit. |
| 4 | Motorcompressor for electro pneumatic horns | 28 | Switch on clutch pedal for exhaust emission control electro pneumatic system | 52 | Engine water heat gauge. | 76 | Luggage compartment lamp jam switch. |
| 5 | Horn control relay switch | 29 | Inspection lamp receptacle | 53 | Engine water heat gauge light. | 77 | Back-up light switch. |
| 6 | Engine cooling fan motor | 30 | Stop lights switch | 54 | Clock. | 78 | Switch, on hand brake lever, for indicator 57. |
| 7 | Ignition coil | 31 | Switch, on the hydraulic circuit, for indicator 57. | 55 | Clock light. | 79 | Luggage compartment lamp. |
| 8 | Oil Pressure Gauge sending unit | 32 | Flasher, direction indicators. | 56 | Windshield wiper high and low sweep rate control. | 80 | Rear side marker lamps. |
| 9 | Ignition Distributor | 33 | Windshield washer motor button switch | 57 | Brake system effectiveness and hand brake ON indicator (red). | 81 | Rear stop indicators. |
| 10 | Spark plugs | 34 | Electric pump, windshield washer. | 58 | Remove key indicator | 82 | Rear stop lights. |
| 11 | Alternator | 35 | Windshield wiper motor. | 59 | Vehicular hazard warning signal indicator. | 83 | Rear parking lights. |
| 12 | Engine fan motor thermostatic switch | 36 | Windshield wiper intermittent operation cycling switch unit. | 60 | Panel light rheostatic switch. | 84 | Back-up lights. |
| 13 | Front side marker lamps | 37 | Flasher, indicator 57. | 61 | Jam switch, on left door pillar, for Indicator 58 | 85 | Number plate lights. |
| 14 | Heat gauge thermostatic switch | 38 | Outer lighting 2 position switch | 62 | Separate 3 Amp fuse for indicator 58 and its switch. | | |
| 15 | Insufficient Oil Pressure indicator sending unit | 39 | Fuel Gauge | 63 | Lock switch. | | |
| 16 | Engine compartment lamps | 40 | Fuel Reserve Indicator | 64 | Jam switches, between doors and pillars, for courtesy lights. | | |
| 17 | Heat gauge additional resistor | 41 | Fuel Gauge Light | 65 | Headlamp high-low beam change-over and low beam flashes switch. | | |
| 18 | Heat Gauge sending unit | 42 | Parking lights indicator (green). | 66 | Direction Indicators switch. | | |
| 19 | Battery charge Indicator relay. | 43 | Directional signal arrow tell tale (green). | 67 | Windshield wiper control three-position switch. | | |
| 20 | Voltage regulator | 44 | Speedometer light | 68 | Electropneumatic horn control button. | | |
| 21 | Button switch for electrovalve energizing during fast idle rate adjustments. | 45 | Headlamp high beam indicator (blue) | 69 | Electrofan 3 position switch. | | |
| 22 | Engine fan motor relay switch | 46 | Insufficient oil pressure indicator (red). | 70 | Electric cigarette lighter (with housing indicator). | | |
| 23 | Battery charge indicator relay. | 47 | Oil pressure gauge light | 71 | Vehicular hazard warning signal indicator. | | |
| 24 | Starter Motor | 48 | Oil pressure gauge | 72 | Courtesy light with Incorporated switch. | | |



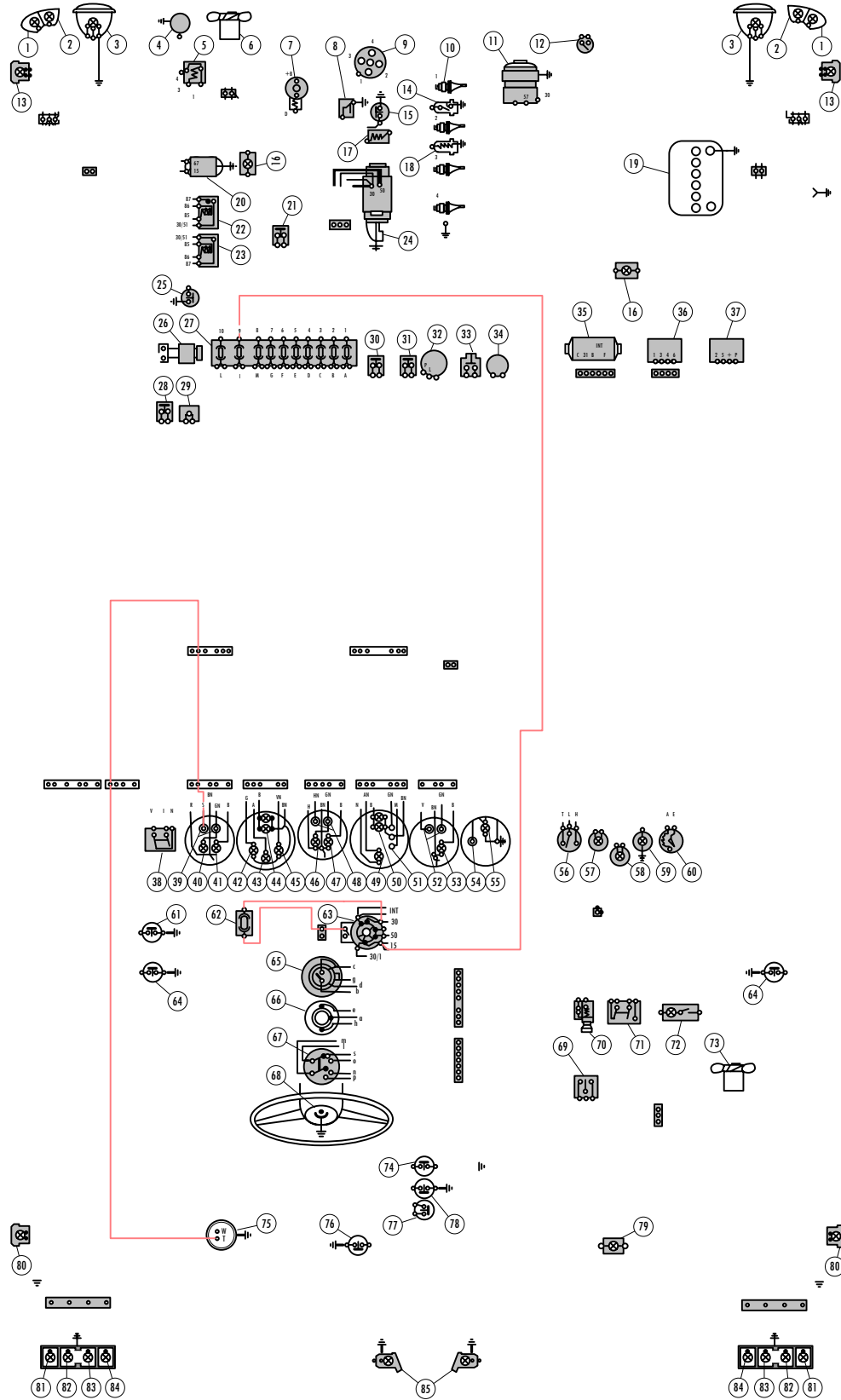
- | | | | | | | | |
|----|--|----|--|----|---|----|--|
| 1 | Front direction indicators. | 25 | Engine compartment lamps jam switch. | 49 | Battery charge indicator (red). | 73 | Electrofan motor, two speed. |
| 2 | Front parking lights. | 26 | Electrovalve, exhaust emission control device | 50 | Engine tachometer light. | 74 | Switch, on transmission (3rd and 4th gears) for exhaust emission control electro pneumatic system. |
| 3 | Headlamps (high and low beams) | 27 | Fuses | 51 | Engine tachometer. | 75 | Fuel gauge sending unit. |
| 4 | Motorcompressor for electro pneumatic horns | 28 | Switch on clutch pedal for exhaust emission control electro pneumatic system | 52 | Engine water heat gauge. | 76 | Luggage compartment lamp jam switch. |
| 5 | Horn control relay switch | 29 | Inspection lamp receptacle | 53 | Engine water heat gauge light. | 77 | Back-up light switch. |
| 6 | Engine cooling fan motor | 30 | Stop lights switch | 54 | Clock. | 78 | Switch, on hand brake lever, for indicator 57. |
| 7 | Ignition coil | 31 | Switch, on the hydraulic circuit, for indicator 57. | 55 | Clock light. | 79 | Luggage compartment lamp. |
| 8 | Oil Pressure Gauge sending unit | 32 | Flasher, direction indicators. | 56 | Windshield wiper high and low sweep rate control. | 80 | Rear side marker lamps. |
| 9 | Ignition Distributor | 33 | Windshield washer motor button switch | 57 | Brake system effectiveness and hand brake ON indicator (red). | 81 | Rear stop lights. |
| 10 | Spark plugs | 34 | Electric pump, windshield washer. | 58 | Remove key indicator | 82 | Rear stop lights. |
| 11 | Alternator | 35 | Windshield wiper motor. | 59 | Vehicular hazard warning signal indicator. | 83 | Rear parking lights. |
| 12 | Engine fan motor thermostatic switch | 36 | Windshield wiper intermittent operation cycling switch unit. | 60 | Panel light rheostatic switch. | 84 | Back-up lights. |
| 13 | Front side marker lamps | 37 | Flasher, indicator 57. | 61 | Jam switch, on left door pillar, for Indicator 58 | 85 | Number plate lights. |
| 14 | Heat gauge thermostatic switch | 38 | Outer lighting 2 position switch | 62 | Separate 3 Amp fuse for indicator 58 and its switch. | | |
| 15 | Insufficient Oil Pressure indicator sending unit | 39 | Fuel Gauge | 63 | Lock switch. | | |
| 16 | Engine compartment lamps. | 40 | Fuel Reserve Indicator | 64 | Jam switches, between doors and pillars, for courtesy lights. | | |
| 17 | Heat gauge additional resistor | 41 | Fuel Gauge Light | 65 | Headlamp high-low-beam change-over and low beam flashes switch. | | |
| 18 | Heat Gauge sending unit | 42 | Parking lights indicator (green). | 66 | Direction Indicators switch. | | |
| 19 | Battery charge indicator relay. | 43 | Directional signal arrow tell tale (green). | 67 | Windshield wiper control three-position switch. | | |
| 20 | Voltage regulator | 44 | Speedometer light | 68 | Electro pneumatic horn control button. | | |
| 21 | Button switch for electrovalve energizing during fast idle rate adjustments. | 45 | Headlamp high beam indicator (blue) | 69 | Electrofan 3 position switch. | | |
| 22 | Engine fan motor relay switch | 46 | Insufficient oil pressure indicator (red). | 70 | Electric cigarette lighter (with housing indicator). | | |
| 23 | Battery charge indicator relay. | 47 | Oil pressure gauge light | 71 | Vehicular hazard warning signal indicator. | | |
| 24 | Starter Motor | 48 | Oil pressure gauge | 72 | Courtesy light with incorporated switch. | | |



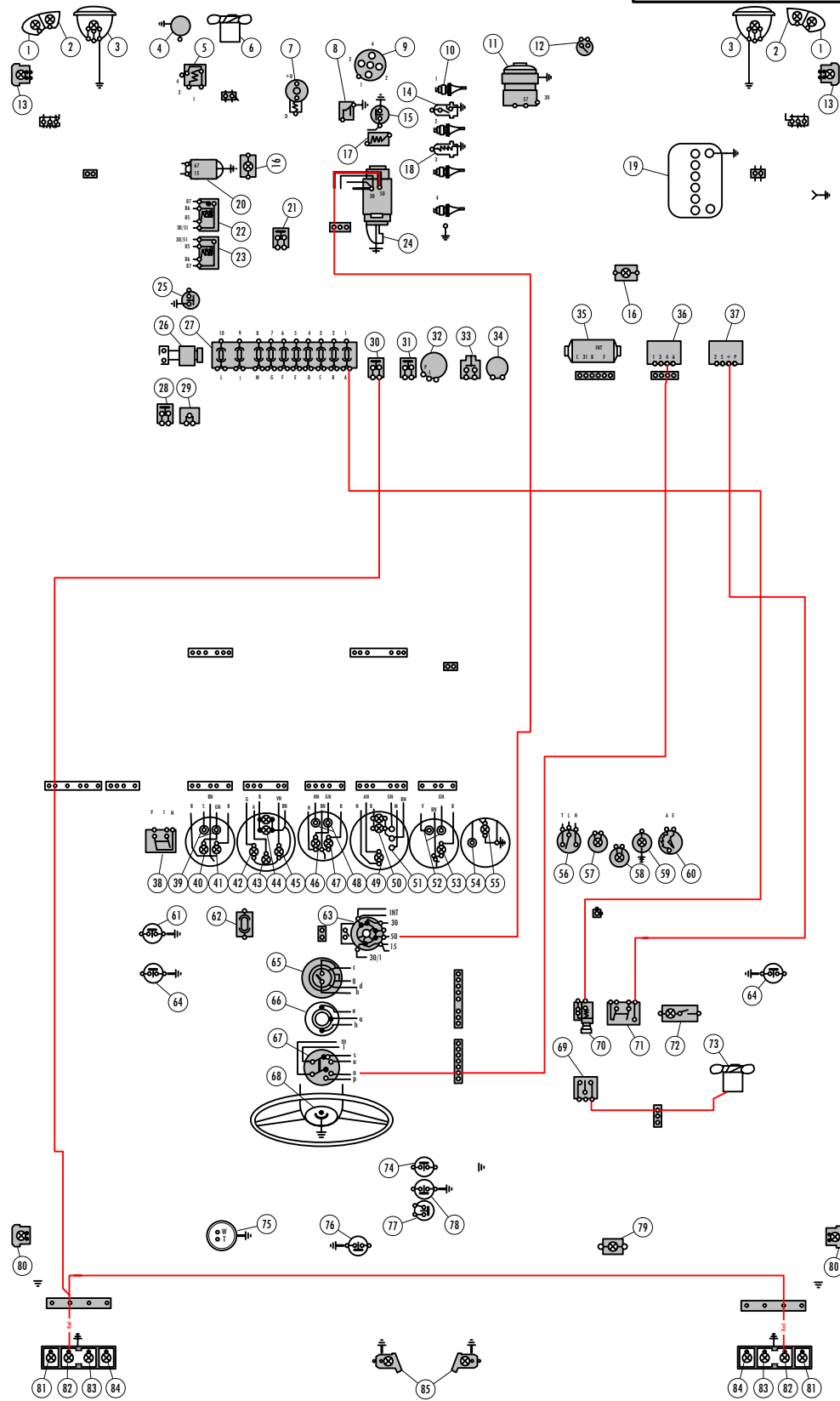
- | | | | | | | | |
|----|--|----|--|----|---|----|--|
| 1 | Front direction Indicators. | 25 | Engine compartment lamps jam switch. | 49 | Battery charge indicator (red). | 73 | Electrofan motor, two speed. |
| 2 | Front parking lights. | 26 | Electrovalve, exhaust emission control device | 50 | Engine tachometer light. | 74 | Switch, on transmission (3rd and 4th gears) for exhaust emission control electro pneumatic system. |
| 3 | Headlamps (high and low beams) | 27 | Fuses | 51 | Engine tachometer. | 75 | Fuel gauge sending unit. |
| 4 | Motor/compressor for electro pneumatic horns | 28 | Switch on clutch pedal for exhaust emission control electro pneumatic system | 52 | Engine water heat gauge. | 76 | Luggage compartment lamp jam switch. |
| 5 | Horn control relay switch | 29 | Inspection lamp receptacle | 53 | Engine water heat gauge light. | 77 | Back-up light switch |
| 6 | Engine cooling fan motor | 30 | Stop lights switch | 54 | Clock. | 78 | Switch, on hand brake lever, for indicator 57. |
| 7 | Ignition coil | 31 | Switch, on the hydraulic circuit, for indicator 57. | 55 | Clock light. | 79 | Luggage compartment lamp. |
| 8 | Oil Pressure Gauge sending unit | 32 | Flasher, direction indicators. | 56 | Windshield wiper high and low sweep rate control. | 80 | Rear side marker lamps. |
| 9 | Ignition Distributor | 33 | Windshield washer motor button switch | 57 | Brake system effectiveness and hand brake ON indicator (red). | 81 | Rear stop indicators. |
| 10 | Spark plugs | 34 | Electric pump, windshield washer. | 58 | Remove key indicator | 82 | Rear stop lights. |
| 11 | Alternator | 35 | Windshield wiper motor. | 59 | Vehicular hazard warning signal indicator. | 83 | Rear parking lights. |
| 12 | Engine fan motor thermostatic switch | 36 | Windshield wiper intermittent operation cycling switch unit. | 60 | Panel light rheostatic switch. | 84 | Back-up lights. |
| 13 | Front side marker lamps | 37 | Flasher, indicator 57. | 61 | Jam switch, on left door pillar, for Indicator 58 | 85 | Number plate lights. |
| 14 | Heat gauge thermostatic switch | 38 | Outer lighting 2 position switch | 62 | Separate 3 Amp fuse for indicator 58 and its switch. | | |
| 15 | Insufficient Oil Pressure indicator sending unit | 39 | Fuel Gauge | 63 | Lock switch. | | |
| 16 | Engine compartment lamps | 40 | Fuel Reserve Indicator | 64 | Jam switches, between doors and pillars, for courtesy lights. | | |
| 17 | Heat gauge additional resistor | 41 | Fuel Gauge Light | 65 | Headlamp high-low beam change-over and low beam flashes switch. | | |
| 18 | Heat Gauge sending unit | 42 | Parking lights indicator (green). | 66 | Direction Indicators switch. | | |
| 19 | Battery charge Indicator relay. | 43 | Directional signal arrow tell tale (green). | 67 | Windshield wiper control three-position switch. | | |
| 20 | Voltage regulator | 44 | Speedometer light | 68 | Electro pneumatic horn control button. | | |
| 21 | Button switch for electrovalve energizing during fast idle rate adjustments. | 45 | Headlamp high beam indicator (blue) | 69 | Electrofan 3 position switch. | | |
| 22 | Engine fan motor relay switch | 46 | Insufficient oil pressure indicator (red). | 70 | Electric cigarette lighter (with housing indicator). | | |
| 23 | Battery charge Indicator relay. | 47 | Oil pressure gauge light | 71 | Vehicular hazard warning signal indicator. | | |
| 24 | Starter Motor | 48 | Oil pressure gauge | 72 | Courtesy light with Incorporated switch. | | |



- | | | | | | | | |
|----|--|----|--|----|---|----|--|
| 1 | Front direction indicators. | 25 | Engine compartment lamps jam switch. | 49 | Battery charge indicator (red). | 73 | Electrofan motor, two speed. |
| 2 | Front parking lights. | 26 | Electrovalve, exhaust emission control device | 50 | Engine tachometer light. | 74 | Switch, on transmission (3rd and 4th gears) for exhaust emission control electro pneumatic system. |
| 3 | Headlamps (high and low beams) | 27 | Fuses | 51 | Engine tachometer. | 75 | Fuel gauge sending unit. |
| 4 | Motor/compressor for electro pneumatic horns | 28 | Switch on clutch pedal for exhaust emission control electro pneumatic system | 52 | Engine water heat gauge. | 76 | Luggage compartment lamp jam switch. |
| 5 | Horn control relay switch | 29 | Inspection lamp receptacle | 53 | Engine water heat gauge light. | 77 | Back-up light switch. |
| 6 | Engine cooling fan motor | 30 | Stop lights switch | 54 | Clock. | 78 | Switch, on hand brake lever, for indicator 57. |
| 7 | Ignition coil | 31 | Switch, on the hydraulic circuit, for indicator 57. | 55 | Clock light. | 79 | Luggage compartment lamp. |
| 8 | Oil Pressure Gauge sending unit | 32 | Flasher, direction indicators. | 56 | Windshield wiper high and low sweep rate control. | 80 | Rear side marker lamps. |
| 9 | Ignition Distributor | 33 | Windshield washer motor button switch | 57 | Brake system effectiveness and hand brake ON indicator (red). | 81 | Rear direction indicators. |
| 10 | Spark plugs | 34 | Electric pump, windshield washer. | 58 | Remove key indicator | 82 | Rear stop lights. |
| 11 | Alternator | 35 | Windshield wiper motor. | 59 | Vehicular hazard warning signal indicator. | 83 | Rear parking lights. |
| 12 | Engine fan motor thermostatic switch | 36 | Windshield wiper intermittent operation cycling switch unit. | 60 | Panel light rheostatic switch. | 84 | Back-up lights. |
| 13 | Front side marker lamps | 37 | Flasher, indicator 57. | 61 | Jam switch, on left door pillar, for Indicator 58 | 85 | Number plate lights. |
| 14 | Heat gauge thermostatic switch | 38 | Outer lighting 2 position switch | 62 | Separate 3 Amp fuse for indicator 58 and its switch. | | |
| 15 | Insufficient Oil Pressure indicator sending unit | 39 | Fuel Gauge | 63 | Lock switch. | | |
| 16 | Engine compartment lamps. | 40 | Fuel Reserve Indicator | 64 | Jam switches, between doors and pillars, for courtesy lights. | | |
| 17 | Heat gauge additional resistor | 41 | Fuel Gauge Light | 65 | Headlamp high-low beam change-over and low beam flashes switch. | | |
| 18 | Heat Gauge sending unit | 42 | Parking lights indicator (green). | 66 | Direction Indicators switch. | | |
| 19 | Battery charge indicator relay. | 43 | Directional signal arrow tell tale (green). | 67 | Windshield wiper control three-position switch. | | |
| 20 | Voltage regulator | 44 | Speedometer light | 68 | Electro pneumatic horn control button. | | |
| 21 | Button switch for electrovalve energizing during fast idle rate adjustments. | 45 | Headlamp high beam indicator (blue) | 69 | Electrofan 3 position switch. | | |
| 22 | Engine fan motor relay switch | 46 | Insufficient oil pressure indicator (red). | 70 | Electric cigarette lighter (with housing indicator). | | |
| 23 | Battery charge indicator relay. | 47 | Oil pressure gauge light | 71 | Vehicular hazard warning signal indicator. | | |
| 24 | Starter Motor | 48 | Oil pressure gauge | 72 | Courtesy light with Incorporated switch. | | |

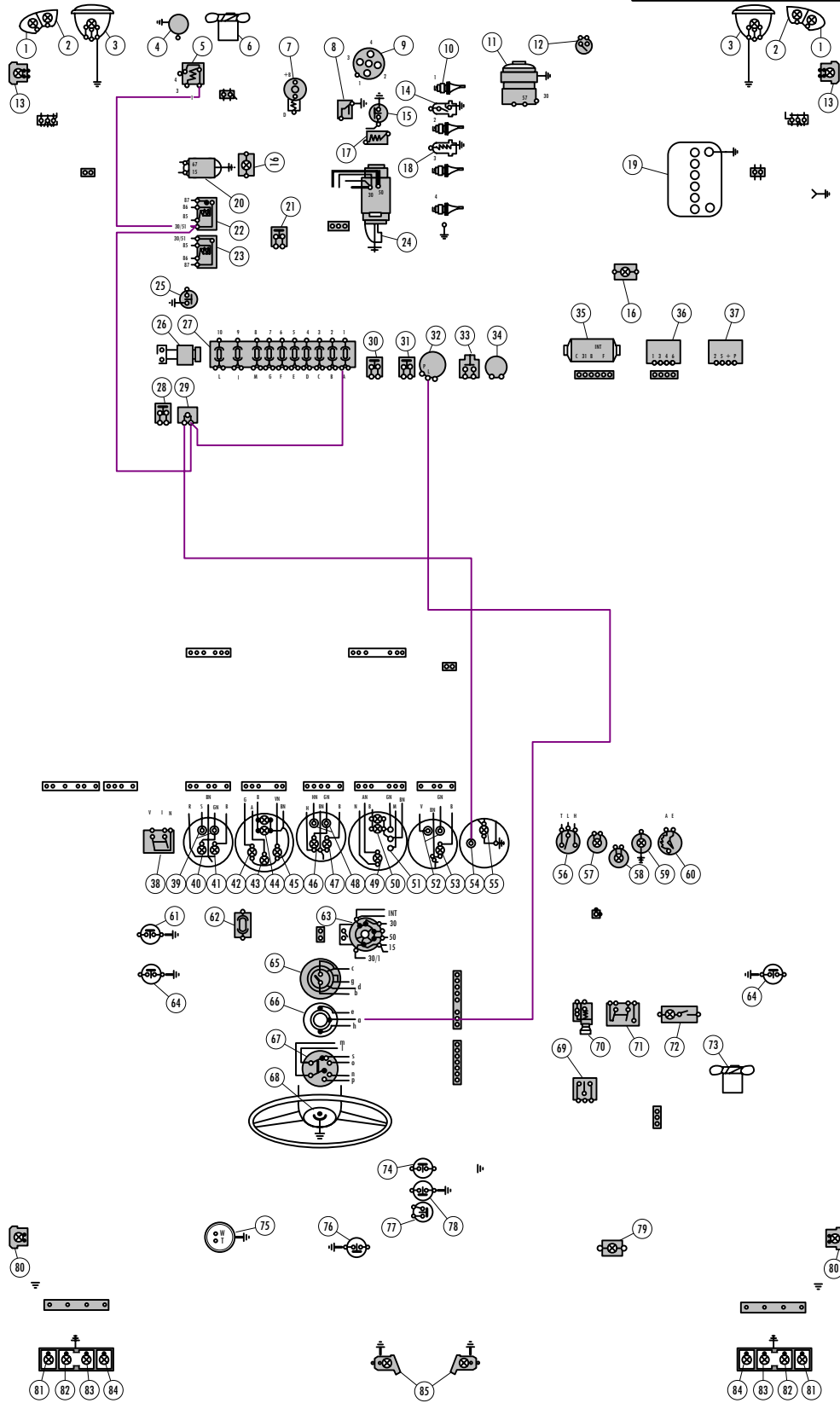


- | | | | | | | | |
|----|--|----|--|----|---|----|--|
| 1 | Front direction Indicators. | 25 | Engine compartment lamps jam switch. | 49 | Battery charge indicator (red). | 73 | Electrofan motor, two speed. |
| 2 | Front parking lights. | 26 | Electrovalve, exhaust emission control device | 50 | Engine tachometer light. | 74 | Switch, on transmission (3rd and 4th gears) for exhaust emission control electro pneumatic system. |
| 3 | Headlamps (high and low beams) | 27 | Fuses | 51 | Engine tachometer. | 75 | Fuel gauge sending unit. |
| 4 | Motorcompressor for electro pneumatic horns | 28 | Switch on clutch pedal for exhaust emission control electro pneumatic system | 52 | Engine water heat gauge. | 76 | Luggage compartment lamp jam switch. |
| 5 | Horn control relay switch | 29 | Inspection lamp receptacle | 53 | Engine water heat gauge light. | 77 | Back-up light switch. |
| 6 | Engine cooling fan motor | 30 | Stop lights switch | 54 | Clock. | 78 | Switch, on hand brake lever., for indicator 57. |
| 7 | Ignition coil | 31 | Switch, on the hydraulic circuit, for indicator 57. | 55 | Clock light. | 79 | Luggage compartment lamp. |
| 8 | Oil Pressure Gauge sending unit | 32 | Flasher, direction indicators. | 56 | Windshield wiper high and low sweep rate control. | 80 | Rear side marker lamps. |
| 9 | Ignition Distributor | 33 | Windshield washer motor button switch | 57 | Brake system effectiveness and hand brake ON indicator (red). | 81 | Rear stop lights. |
| 10 | Spark plugs | 34 | Electric pump, windshield washer. | 58 | Remove key indicator | 82 | Rear stop lights. |
| 11 | Alternator | 35 | Windshield wiper motor. | 59 | Vehicular hazard warning signal indicator. | 83 | Rear parking lights. |
| 12 | Engine fan motor thermostatic switch | 36 | Windshield wiper intermittent operation cycling switch unit. | 60 | Panel light rheostatic switch. | 84 | Back-up lights. |
| 13 | Front side marker lamps | 37 | Flasher, indicator 57. | 61 | Jam switch, on left door pillar, for Indicator 58 | 85 | Number plate lights. |
| 14 | Heat gauge thermostatic switch | 38 | Outer lighting 2 position switch | 62 | Separate 3 Amp fuse for indicator 58 and its switch. | | |
| 15 | Insufficient Oil Pressure indicator sending unit | 39 | Fuel Gauge | 63 | Lock switch. | | |
| 16 | Engine compartment lamps | 40 | Fuel Reserve Indicator | 64 | Jam switches, between doors and pillars, for courtesy lights. | | |
| 17 | Heat gauge additional resistor | 41 | Fuel Gauge Light | 65 | Headlamp high-low-beam change-over and low beam flashes switch. | | |
| 18 | Heat Gauge sending unit | 42 | Parking lights indicator (green). | 66 | Direction Indicators switch. | | |
| 19 | Battery charge Indicator relay. | 43 | Directional signal arrow tell tale (green). | 67 | Windshield wiper control three-position switch. | | |
| 20 | Voltage regulator | 44 | Speedometer light | 68 | Electropneumatic horn control button. | | |
| 21 | Button switch for electrovalve energizing during fast idle rate adjustments. | 45 | Headlamp high beam indicator (blue) | 69 | Electrofan 3 position switch. | | |
| 22 | Engine fan motor relay switch | 46 | Insufficient oil pressure indicator (red). | 70 | Electric cigarette lighter (with housing indicator). | | |
| 23 | Battery charge Indicator relay. | 47 | Oil pressure gauge light | 71 | Vehicular hazard warning signal indicator. | | |
| 24 | Starter Motor | 48 | Oil pressure gauge | 72 | Courtesy light with Incorporated switch. | | |

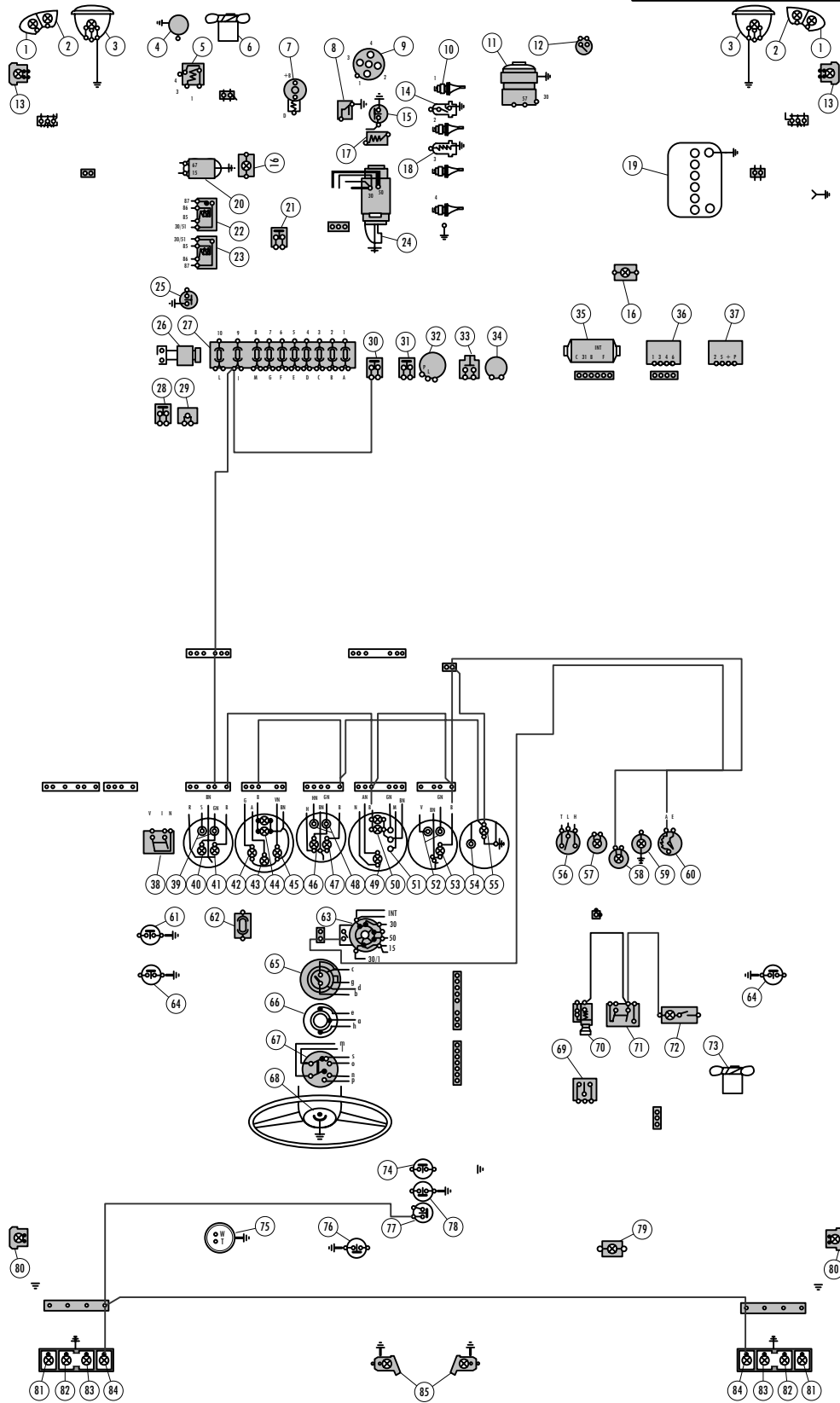


- | | | | | | | | |
|----|--|----|--|----|---|----|--|
| 1 | Front direction indicators. | 25 | Engine compartment lamps jam switch. | 49 | Battery charge indicator (red). | 73 | Electrofan motor, two speed. |
| 2 | Front parking lights. | 26 | Electrovalve, exhaust emission control device | 50 | Engine tachometer light. | 74 | Switch, on transmission (3rd and 4th gears) for exhaust emission control electro pneumatic system. |
| 3 | Headlamps (high and low beams) | 27 | Fuses | 51 | Engine tachometer. | 75 | Fuel gauge sending unit. |
| 4 | Motorcompressor for electro pneumatic horns | 28 | Switch on clutch pedal for exhaust emission control electro pneumatic system | 52 | Engine water heat gauge. | 76 | Luggage compartment lamp jam switch. |
| 5 | Horn control relay switch | 29 | Inspection lamp receptacle | 53 | Engine water heat gauge light. | 77 | Back-up light switch. |
| 6 | Engine cooling fan motor | 30 | Stop lights switch | 54 | Clock. | 78 | Switch, on hand brake lever, for indicator 57. |
| 7 | Ignition coil | 31 | Switch, on the hydraulic circuit, for indicator 57. | 55 | Clock light. | 79 | Luggage compartment lamp. |
| 8 | Oil Pressure Gauge sending unit | 32 | Flasher, direction indicators. | 56 | Windshield wiper high and low sweep rate control. | 80 | Rear side marker lamps. |
| 9 | Ignition Distributor | 33 | Windshield washer motor button switch | 57 | Brake system effectiveness and hand brake ON indicator (red). | 81 | Rear direction indicators. |
| 10 | Spark plugs | 34 | Electric pump, windshield washer. | 58 | Remove key indicator | 82 | Rear stop lights. |
| 11 | Alternator | 35 | Windshield wiper motor. | 59 | Vehicular hazard warning signal indicator. | 83 | Rear parking lights. |
| 12 | Engine fan motor thermostatic switch | 36 | Windshield wiper intermittent operation cycling switch unit. | 60 | Panel light rheostatic switch. | 84 | Back-up lights. |
| 13 | Front side marker lamps | 37 | Flasher, indicator 57. | 61 | Jam switch, on left door pillar, for Indicator 58 | 85 | Number plate lights. |
| 14 | Heat gauge thermostatic switch | 38 | Outer lighting 2 position switch | 62 | Separate 3 Amp fuse for indicator 58 and its switch. | | |
| 15 | Insufficient Oil Pressure indicator sending unit | 39 | Fuel Gauge | 63 | Lock switch. | | |
| 16 | Engine compartment lamps. | 40 | Fuel Reserve Indicator | 64 | Jam switches, between doors and pillars, for courtesy lights. | | |
| 17 | Heat gauge additional resistor | 41 | Fuel Gauge Light | 65 | Headlamp high-low beam change-over and low beam flashes switch. | | |
| 18 | Heat Gauge sending unit | 42 | Parking lights indicator (green). | 66 | Direction Indicators switch. | | |
| 19 | Battery charge Indicator relay. | 43 | Directional signal arrow tell tale (green). | 67 | Windshield wiper control three-position switch. | | |
| 20 | Voltage regulator | 44 | Speedometer light | 68 | Electro pneumatic horn control button. | | |
| 21 | Button switch for electrovalve energizing during fast idle rate adjustments. | 45 | Headlamp high beam indicator (blue) | 69 | Electrofan 3 position switch. | | |
| 22 | Engine fan motor relay switch | 46 | Insufficient oil pressure indicator (red). | 70 | Electric cigarette lighter (with housing indicator). | | |
| 23 | Battery charge Indicator relay. | 47 | Oil pressure gauge light | 71 | Vehicular hazard warning signal switch. | | |
| 24 | Starter Motor | 48 | Oil pressure gauge | 72 | Courtesy light, with incorporated switch. | | |

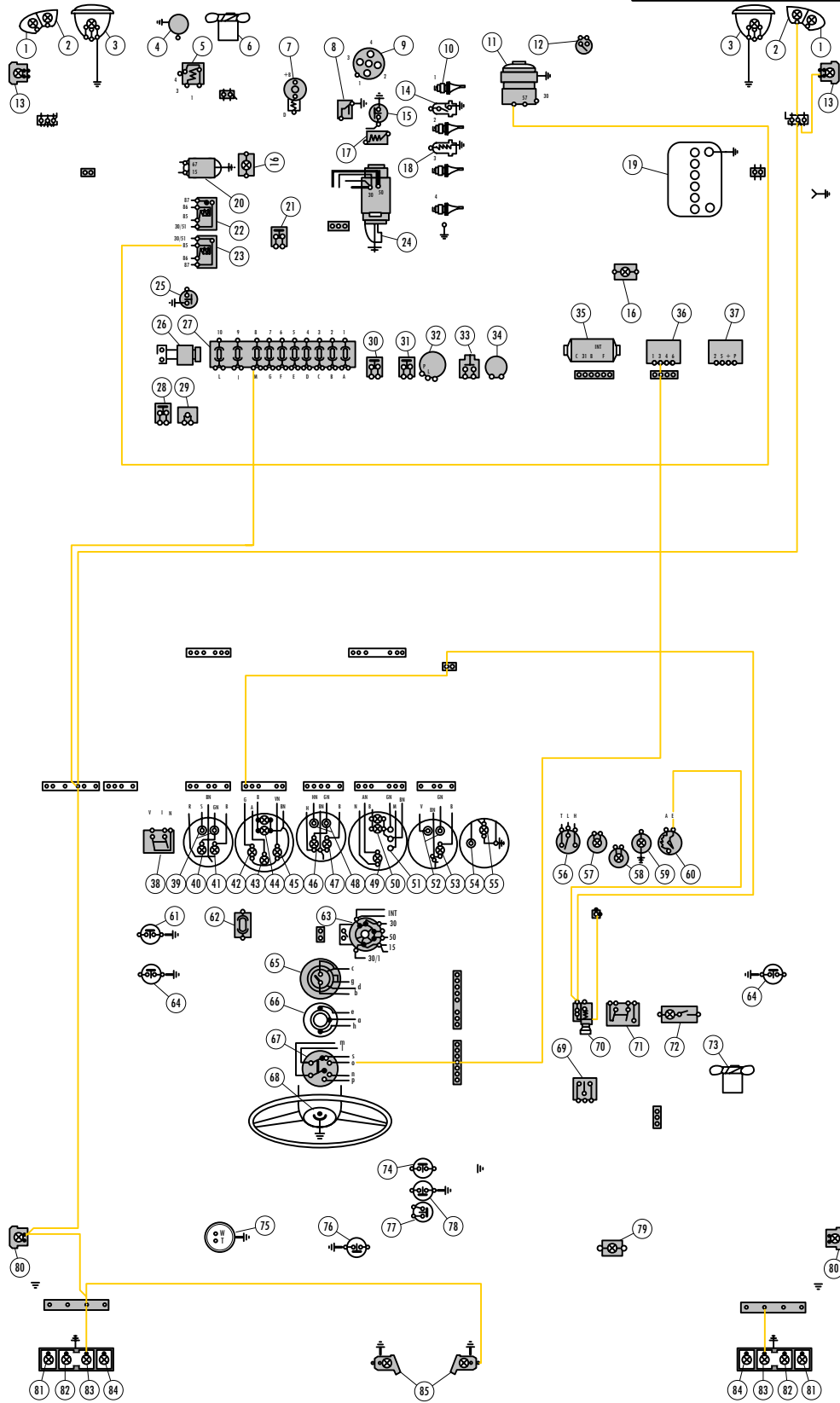
1969 - 1973 COMPLETE WIRING DIAGRAM



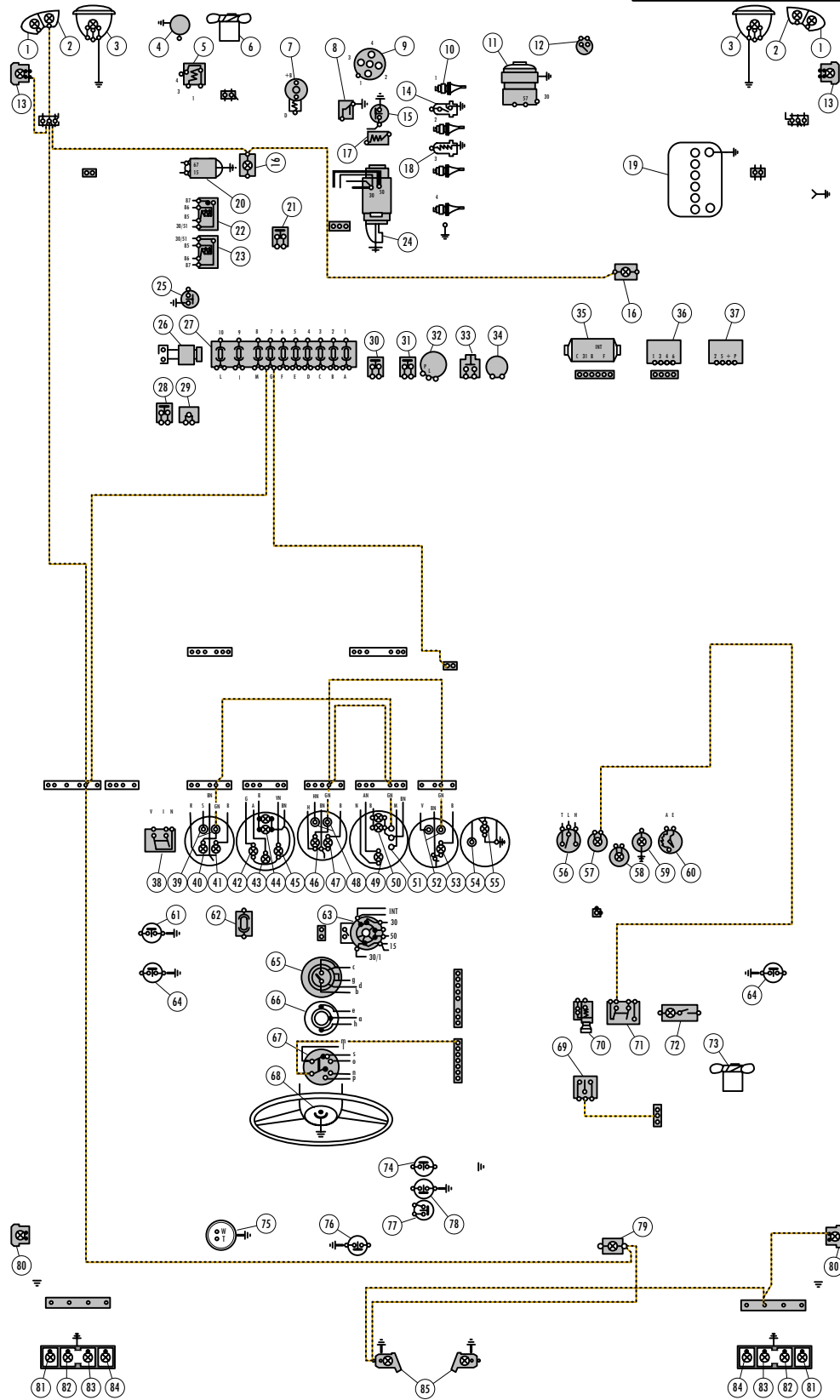
- | | | | | | | | |
|----|--|----|--|----|---|----|--|
| 1 | Front direction indicators. | 25 | Engine compartment lamps jam switch. | 49 | Battery charge indicator (red). | 73 | Electrofan motor, two speed. |
| 2 | Front parking lights. | 26 | Electrovalve, exhaust emission control device | 50 | Engine tachometer light. | 74 | Switch, on transmission (3rd and 4th gears) for exhaust emission control electro pneumatic system. |
| 3 | Headlamps (high and low beams) | 27 | Fuses | 51 | Engine tachometer. | 75 | Fuel gauge sending unit. |
| 4 | Motorcompressor for electro pneumatic horns | 28 | Switch on clutch pedal for exhaust emission control electro pneumatic system | 52 | Engine water heat gauge. | 76 | Luggage compartment lamp jam switch. |
| 5 | Horn control relay switch | 29 | Inspection lamp receptacle | 53 | Engine water heat gauge light. | 77 | Back-up light switch |
| 6 | Engine cooling fan motor | 30 | Stop lights switch | 54 | Clock. | 78 | Switch, on hand brake lever, for indicator 57. |
| 7 | Ignition coil | 31 | Switch, on the hydraulic circuit, for indicator 57. | 55 | Clock light. | 79 | Luggage compartment lamp. |
| 8 | Oil Pressure Gauge sending unit | 32 | Flasher, direction indicators. | 56 | Windshield wiper high and low sweep rate control. | 80 | Rear side marker lamps. |
| 9 | Ignition Distributor | 33 | Windshield washer motor button switch | 57 | Brake system effectiveness and hand brake ON indicator (red). | 81 | Rear stop indicators. |
| 10 | Spark plugs | 34 | Electric pump, windshield washer. | 58 | Remove key indicator | 82 | Rear stop lights. |
| 11 | Alternator | 35 | Windshield wiper motor. | 59 | Vehicular hazard warning signal indicator. | 83 | Rear parking lights. |
| 12 | Engine fan motor thermostatic switch | 36 | Windshield wiper intermittent operation cycling switch unit. | 60 | Panel light rheostatic switch. | 84 | Back-up lights. |
| 13 | Front side marker lamps | 37 | Flasher, indicator 57. | 61 | Jam switch, on left door pillar, for Indicator 58 | 85 | Number plate lights. |
| 14 | Heat gauge thermostatic switch | 38 | Outer lighting 2 position switch | 62 | Separate 3 Amp fuse for indicator 58 and its switch. | | |
| 15 | Insufficient Oil Pressure indicator sending unit | 39 | Fuel Gauge | 63 | Lock switch. | | |
| 16 | Engine compartment lamps. | 40 | Fuel Reserve Indicator | 64 | Jam switches, between doors and pillars, for courtesy lights. | | |
| 17 | Heat gauge additional resistor | 41 | Fuel Gauge Light | 65 | Headlamp high-low beam change-over and low beam flashes switch. | | |
| 18 | Heat Gauge sending unit | 42 | Parking lights indicator (green). | 66 | Direction Indicators switch. | | |
| 19 | Battery charge indicator relay. | 43 | Directional signal arrow tell tale (green). | 67 | Windshield wiper control three-position switch. | | |
| 20 | Voltage regulator | 44 | Speedometer light | 68 | Electropneumatic horn control button. | | |
| 21 | Button switch for electrovalve energizing during fast idle rate adjustments. | 45 | Headlamp high beam indicator (blue) | 69 | Electrofan 3 position switch. | | |
| 22 | Engine fan motor relay switch | 46 | Insufficient oil pressure indicator (red). | 70 | Electric cigarette lighter (with housing indicator). | | |
| 23 | Battery charge indicator relay. | 47 | Oil pressure gauge light | 71 | Vehicular hazard warning signal indicator. | | |
| 24 | Starter Motor | 48 | Oil pressure gauge | 72 | Courtesy light with Incorporated switch. | | |



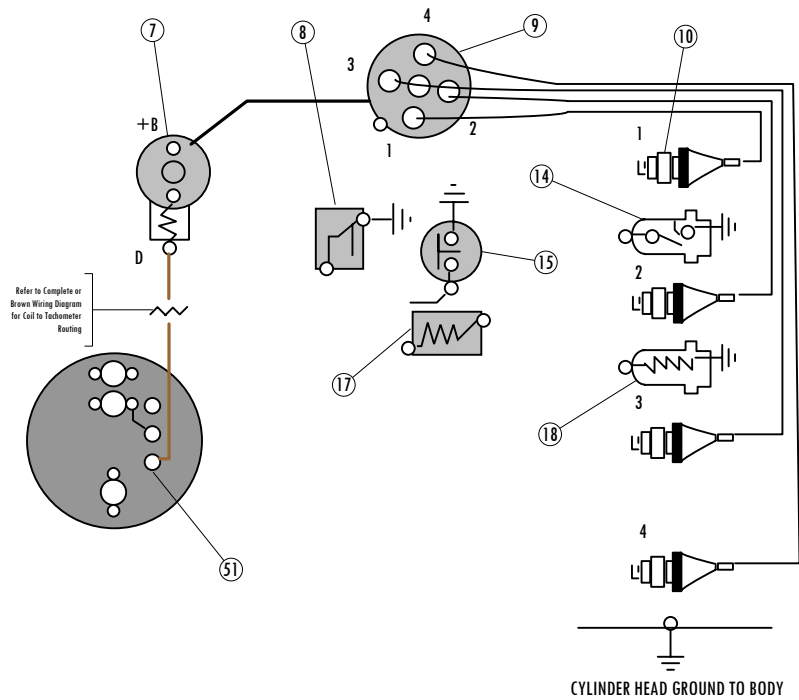
- | | | | | | | | |
|----|--|----|--|----|---|----|--|
| 1 | Front direction indicators. | 25 | Engine compartment lamps jam switch. | 49 | Battery charge indicator (red). | 73 | Electrofan motor, two speed. |
| 2 | Front parking lights. | 26 | Electrovalve, exhaust emission control device | 50 | Engine tachometer light. | 74 | Switch, on transmission (3rd and 4th gears) for exhaust emission control electro pneumatic system. |
| 3 | Headlamps (high and low beams) | 27 | Fuses | 51 | Engine tachometer. | 75 | Fuel gauge sending unit. |
| 4 | Motorcompressor for electro pneumatic horns | 28 | Switch on clutch pedal for exhaust emission control electro pneumatic system | 52 | Engine water heat gauge. | 76 | Luggage compartment lamp jam switch. |
| 5 | Horn control relay switch | 29 | Inspection lamp receptacle | 53 | Engine water heat gauge light. | 77 | Back-up light switch |
| 6 | Engine cooling fan motor | 30 | Stop lights switch | 54 | Clock. | 78 | Switch, on hand brake lever, for indicator 57. |
| 7 | Ignition coil | 31 | Switch, on the hydraulic circuit, for indicator 57. | 55 | Clock light. | 79 | Luggage compartment lamp. |
| 8 | Oil Pressure Gauge sending unit | 32 | Flasher, direction indicators. | 56 | Windshield wiper high and low sweep rate control. | 80 | Rear side marker lamps. |
| 9 | Ignition Distributor | 33 | Windshield washer motor button switch | 57 | Brake system effectiveness and hand brake ON indicator (red). | 81 | Rear stop lights. |
| 10 | Spark plugs | 34 | Electric pump, windshield washer. | 58 | Remove key indicator | 82 | Rear stop lights. |
| 11 | Alternator | 35 | Windshield wiper motor. | 59 | Vehicular hazard warning signal indicator. | 83 | Rear parking lights. |
| 12 | Engine fan motor thermostatic switch | 36 | Windshield wiper intermittent operation cycling switch unit. | 60 | Panel light rheostatic switch. | 84 | Back-up lights. |
| 13 | Front side marker lamps | 37 | Flasher, indicator 57. | 61 | Jam switch, on left door pillar, for Indicator 58 | 85 | Number plate lights. |
| 14 | Heat gauge thermostatic switch | 38 | Outer lighting 2 position switch | 62 | Separate 3 Amp fuse for indicator 58 and its switch. | | |
| 15 | Insufficient Oil Pressure indicator sending unit | 39 | Fuel Gauge | 63 | Lock switch. | | |
| 16 | Engine compartment lamps. | 40 | Fuel Reserve Indicator | 64 | Jam switches, between doors and pillars, for courtesy lights. | | |
| 17 | Heat gauge additional resistor | 41 | Fuel Gauge Light | 65 | Headlamp high-low beam change-over and low beam flashes switch. | | |
| 18 | Heat Gauge sending unit | 42 | Parking lights indicator (green). | 66 | Direction Indicators switch. | | |
| 19 | Battery charge Indicator relay. | 43 | Directional signal arrow tell tale (green). | 67 | Windshield wiper control three-position switch. | | |
| 20 | Voltage regulator | 44 | Speedometer light | 68 | Electro pneumatic horn control button. | | |
| 21 | Button switch for electrovalve energizing during fast idle rate adjustments. | 45 | Headlamp high beam indicator (blue) | 69 | Electrofan 3 position switch. | | |
| 22 | Engine fan motor relay switch | 46 | Insufficient oil pressure indicator (red). | 70 | Electric cigarette lighter (with housing indicator). | | |
| 23 | Battery charge Indicator relay. | 47 | Oil pressure gauge light | 71 | Vehicular hazard warning signal indicator. | | |
| 24 | Starter Motor | 48 | Oil pressure gauge | 72 | Courtesy light with incorporated switch. | | |



- | | | | | | | | |
|----|--|----|--|----|---|----|--|
| 1 | Front direction indicators. | 25 | Engine compartment lamps jam switch. | 49 | Battery charge indicator (red). | 73 | Electrofan motor, two speed. |
| 2 | Front parking lights. | 26 | Electrovalve, exhaust emission control device | 50 | Engine tachometer light. | 74 | Switch, on transmission (3rd and 4th gears) for exhaust emission control electro pneumatic system. |
| 3 | Headlamps (high and low beams) | 27 | Fuses | 51 | Engine tachometer. | 75 | Fuel gauge sending unit. |
| 4 | Motorcompressor for electro pneumatic horns | 28 | Switch on clutch pedal for exhaust emission control electro pneumatic system | 52 | Engine water heat gauge. | 76 | Luggage compartment lamp jam switch. |
| 5 | Horn control relay switch | 29 | Inspection lamp receptacle | 53 | Engine water heat gauge light. | 77 | Back-up light switch. |
| 6 | Engine cooling fan motor | 30 | Stop lights switch | 54 | Clock. | 78 | Switch, on hand brake lever, for indicator 57. |
| 7 | Ignition coil | 31 | Switch, on the hydraulic circuit, for indicator 57. | 55 | Clock light. | 79 | Luggage compartment lamp. |
| 8 | Oil Pressure Gauge sending unit | 32 | Flasher, direction indicators. | 56 | Windshield wiper high and low sweep rate control. | 80 | Rear side marker lamps. |
| 9 | Ignition Distributor | 33 | Windshield washer motor button switch | 57 | Brake system effectiveness and hand brake ON indicator (red). | 81 | Rear direction indicators. |
| 10 | Spark plugs | 34 | Electric pump, windshield washer. | 58 | Remove key indicator | 82 | Rear stop lights. |
| 11 | Alternator | 35 | Windshield wiper motor. | 59 | Vehicular hazard warning signal indicator. | 83 | Rear parking lights. |
| 12 | Engine fan motor thermostatic switch | 36 | Switch, windshield wiper intermittent operation cycling switch unit. | 60 | Panel light thermostatic switch. | 84 | Back-up lights. |
| 13 | Front side marker lamps | 37 | Flasher, indicator 57. | 61 | Jam switch, on left door pillar, for Indicator 58 | 85 | Number plate lights. |
| 14 | Heat gauge thermostatic switch | 38 | Outer lighting 2 position switch | 62 | Separate 3 Amp fuse for indicator 58 and its switch. | | |
| 15 | Insufficient Oil Pressure indicator sending unit | 39 | Fuel Gauge | 63 | Lock switch. | | |
| 16 | Engine compartment lamps. | 40 | Fuel Reserve Indicator | 64 | Jam switches, between doors and pillars, for courtesy lights. | | |
| 17 | Heat gauge additional resistor | 41 | Fuel Gauge Light | 65 | Headlamp high-low beam change-over and low beam flashes switch. | | |
| 18 | Heat Gauge sending unit | 42 | Parking lights indicator (green). | 66 | Direction Indicators switch. | | |
| 19 | Battery charge indicator relay. | 43 | Directional signal arrow tell tale (green). | 67 | Windshield wiper control three-position switch. | | |
| 20 | Voltage regulator | 44 | Speedometer light | 68 | Electropneumatic horn control button. | | |
| 21 | Button switch for electrovalve energizing during fast idle rate adjustments. | 45 | Headlamp high beam indicator (blue) | 69 | Electrofan 3 position switch. | | |
| 22 | Engine fan motor relay switch | 46 | Insufficient oil pressure indicator (red). | 70 | Electric cigarette lighter (with housing indicator). | | |
| 23 | Battery charge indicator relay. | 47 | Oil pressure gauge light | 71 | Vehicular hazard warning signal indicator. | | |
| 24 | Starter Motor | 48 | Oil pressure gauge | 72 | Courtesy light with incorporated switch. | | |

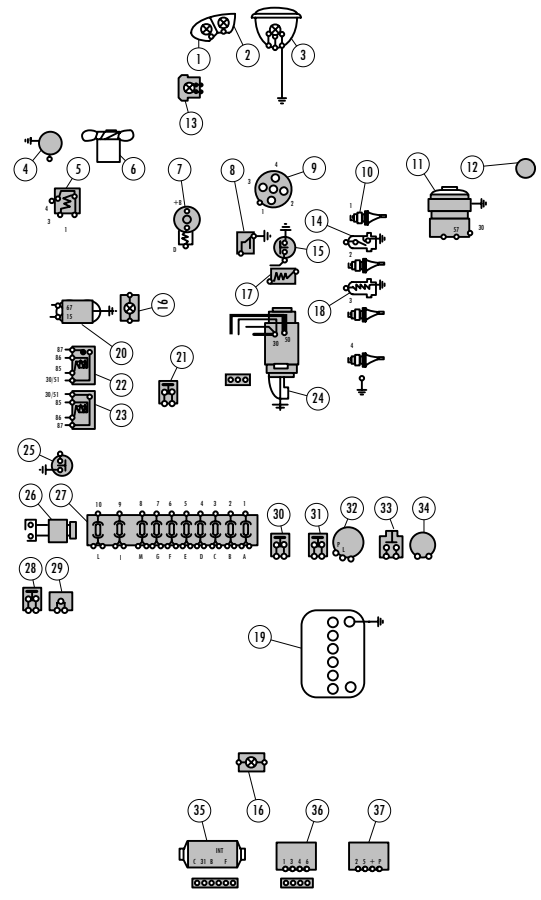


- | | | | | | | | |
|----|--|----|--|----|---|----|--|
| 1 | Front direction indicators. | 25 | Engine compartment lamps jam switch. | 49 | Battery charge indicator (red). | 73 | Electrofan motor, two speed. |
| 2 | Front parking lights. | 26 | Electrovalve, exhaust emission control device | 50 | Engine tachometer light. | 74 | Switch, on transmission (3rd and 4th gears) for exhaust emission control electro pneumatic system. |
| 3 | Headlamps (high and low beams) | 27 | Fuses | 51 | Engine tachometer. | 75 | Fuel gauge sending unit. |
| 4 | Motorcompressor for electro pneumatic horns | 28 | Switch on clutch pedal for exhaust emission control electro pneumatic system | 52 | Engine water heat gauge. | 76 | Luggage compartment lamp jam switch. |
| 5 | Horn control relay switch | 29 | Inspection lamp receptacle | 53 | Engine water heat gauge light. | 77 | Back-up light switch |
| 6 | Engine cooling fan motor | 30 | Stop lights switch | 54 | Clock. | 78 | Switch, on hand brake lever, for indicator 57. |
| 7 | Ignition coil | 31 | Switch, on the hydraulic circuit, for indicator 57. | 55 | Clock light. | 79 | Luggage compartment lamp. |
| 8 | Oil Pressure Gauge sending unit | 32 | Flasher, direction indicators. | 56 | Windshield wiper high and low sweep rate control. | 80 | Rear side marker lamps. |
| 9 | Ignition Distributor | 33 | Windshield washer motor button switch | 57 | Brake system effectiveness and hand brake ON indicator (red). | 81 | Rear direction indicators. |
| 10 | Spark plugs | 34 | Electric pump, windshield washer. | 58 | Remove key indicator | 82 | Rear stop lights. |
| 11 | Alternator | 35 | Windshield wiper motor. | 59 | Vehicular hazard warning signal indicator. | 83 | Rear parking lights. |
| 12 | Engine fan motor thermostatic switch | 36 | Windshield wiper intermittent operation cycling switch unit. | 60 | Panel light rheostatic switch. | 84 | Back-up lights. |
| 13 | Front side marker lamps | 37 | Flasher, indicator 57. | 61 | Jam switch, on left door pillar, for Indicator 58 | 85 | Number plate lights. |
| 14 | Heat gauge thermostatic switch | 38 | Outer lighting 2 position switch | 62 | Separate 3 Amp fuse for indicator 58 and its switch. | | |
| 15 | Insufficient Oil Pressure indicator sending unit | 39 | Fuel Gauge | 63 | Lock switch. | | |
| 16 | Engine compartment lamps | 40 | Fuel Reserve Indicator | 64 | Jam switches, between doors and pillars, for courtesy lights. | | |
| 17 | Heat gauge additional resistor | 41 | Fuel Gauge Light | 65 | Headlamp high-low beam change-over and low beam flashes switch. | | |
| 18 | Heat Gauge sending unit | 42 | Parking lights indicator (green). | 66 | Direction Indicators switch. | | |
| 19 | Battery charge Indicator relay. | 43 | Directional signal arrow tell tale (green). | 67 | Windshield wiper control three-position switch. | | |
| 20 | Voltage regulator | 44 | Speedometer light | 68 | Electro pneumatic horn control button. | | |
| 21 | Button switch for electrovalve energizing during fast idle rate adjustments. | 45 | Headlamp high beam indicator (blue) | 69 | Electrofan 3 position switch. | | |
| 22 | Engine fan motor relay switch | 46 | Insufficient oil pressure indicator (red). | 70 | Electric cigarette lighter (with housing indicator). | | |
| 23 | Battery charge Indicator relay. | 47 | Oil pressure gauge light | 71 | Vehicular hazard warning signal indicator. | | |
| 24 | Starter Motor | 48 | Oil pressure gauge | 72 | Courtesy light with Incorporated switch. | | |



1	Front direction indicators.	25	Engine compartment lamps jam switch.	49	Battery charge indicator (red).	73	Electrofan motor, two speed.
2	Front parking lights.	26	Electrovalve, exhaust emission control device	50	Engine tachometer light.	74	Switch, on transmission (3rd and 4th gears) for exhaust emission control electro pneumatic system.
3	Headlamps (high and low beams)	27	Fuses	51	Engine tachometer.	75	Fuel gauge sending unit.
4	Motorcompressor for electro pneumatic horns	28	Switch on clutch pedal for exhaust emission control electro pneumatic system	52	Engine water heat gauge.	76	Luggage compartment lamp jam switch.
5	Horn control relay switch	29	Inspection lamp receptacle	53	Engine water heat gauge light.	77	Back-up light switch
6	Engine cooling fan motor	30	Stop lights switch	54	Clock.	78	Switch, on hand brake lever, for indicator 57.
7	Ignition coil	31	Switch, on the hydraulic circuit, for indicator 57.	55	Clock light.	79	Luggage compartment lamp.
8	Oil Pressure Gauge sending unit	32	Flasher, direction indicators.	56	Windshield wiper high and low sweep rate control.	80	Rear side marker lamps.
9	Ignition Distributor	33	Windshield washer motor button switch	57	Brake system effectiveness and hand brake ON indicator (red).	81	Rear direction indicators.
10	Spark plugs	34	Electric pump, windshield washer.	58	Remove key indicator	82	Rear stop lights.
11	Alternator	35	Windshield wiper motor.	59	Vehicular hazard warning signal indicator.	83	Rear parking lights.
12	Engine fan motor thermostatic switch	36	Windshield wiper intermittent operation cycling switch unit.	60	Panel light thermostatic switch.	84	Back-up lights.
13	Front side marker lamps	37	Flasher, indicator 57.	61	Jam switch, on left door pillar, for Indicator 58	85	Number plate lights.
14	Heat gauge thermostatic switch	38	Outer lighting 2 position switch	62	Separate 3 Amp fuse for indicator 58 and its switch.		
15	Insufficient Oil Pressure indicator sending unit	39	Fuel Gauge	63	Lock switch.		
16	Engine compartment lamps	40	Fuel Reserve Indicator	64	Jam switches, between doors and pillars, for courtesy lights.		
17	Heat gauge additional resistor	41	Fuel Gauge Light	65	Headlamp high-low beam change-over and low beam flashes switch.		
18	Heat Gauge sending unit	42	Parking lights indicator (green).	66	Direction Indicators switch.		
19	Battery charge indicator relay.	43	Directional signal arrow tell tale (green).	67	Windshield wiper control three-position switch.		
20	Voltage regulator	44	Speedometer light	68	Electropneumatic horn control button.		
21	Button switch for electrovalve energizing during fast idle rate adjustments.	45	Headlamp high beam indicator (blue)	69	Electrofan 3 position switch.		
22	Engine fan motor relay switch	46	Insufficient oil pressure indicator (red).	70	Electric cigarette lighter (with housing indicator).		
23	Battery charge indicator relay.	47	Oil pressure gauge light	71	Vehicular hazard warning signal switch.		
24	Starter Motor	48	Oil pressure gauge	72	Courtesy light with Incorporated switch.		

- 1 Front direction Indicators.
- 2 Front parking lights
- 3 Headlamps (high and low beams)
- 4 Motorcompressor for electropneumatic horns
- 5 Horn control relay switch
- 6 Engine cooling fan motor
- 7 Ignition coil.
- 8 Oil Pressure Gauge sending unit
- 9 Ignition Distributor
- 10 Spark plugs
- 11 Alternator
- 12 Engine fan motor thermostatic switch
- 13 Front side marker lamps
- 14 Heat gauge thermostatic switch
- 15 Insufficient Oil Pressure indicator sending unit
- 16 Engine compartment lamps
- 17 Heat gauge additional resistor
- 18 Heat Gauge sending unit
- 19 Battery charge Indicator relay.
- 20 Voltage regulator
- 21 Button switch for electrovalve energizing during fast idie rate adjustments.
- 22 Engine fan motor relay switch
- 23 Battery charge Indicator relay.
- 24 Starter Motor
- 25 Engine compartment lamps jam switch.
- 26 Electrovalve, exhaust emission control device
- 27 Fuses
- 28 Switch on clutch pedal for exhaust emission control electropneumatic system
- 29 Inspection lamp receptacle
- 30 Stop lights switch
- 31 Switch, on the hydraulic circuit, for indicator 57.
- 32 Flasher, direction indicators.
- 33 Windshield washer motor button switch
- 34 Electric pump, windshield washer.
- 35 Windshield wiper motor.
- 36 Windshield wiper Intermittent operation cycling switch unit.
- 37 Flasher, indicator 57,



- 38 Outer lighting 2 position switch
- 39 Fuel Gauge
- 40 Fuel Reserve Indicator
- 41 Fuel Gauge Light
- 42 Parking lights Indicator (green).
- 43 Directional signal arrow tell tale (green),
- 44 Speedometer light
- 45 Headlamp high beam Indicator (blue)
- 46 Insufficient oil pressure Indicator (red).
- 47 Oil pressure gauge light
- 48 Oil pressure gauge
- 49 Battery charge indicator (red).
- 50 Engine tachometer light.
- 51 Engine tachometer.
- 52 Engine water heat gauge.
- 53 Engine water heat gauge light.
- 54 Clock,
- 55 Clock light,
- 56 Windshield wiper high end low sweep rate control,
- 57 Brake system effectiveness and hand brake ON indicator (red).
- 58 Remove key Indicator
- 59 Vehicular hazard warning signal indicator.
- 60 Panel light rheostatic switch,
- 61 Jam switch, on left door pillar, for Indicator 58
- 62 Separate 3 Amp fuse for indicator 58 and Its switch.
- 63 Lock switch.
- 64 Jam switches, between doors and pillars, for courtesy lights.
- 65 Headlamp high-low beam change-over and low beam flashes switch.
- 66 Direction Indicators switch.
- 67 Windshield wiper control three-position switch.
- 68 Electropneumatic horn control button.
- 69 Electrofan 3-position switch.
- 70 Electric cigarette lighter (with housing Indicator).
- 71 Vehicular hazard warning signal switch.
- 72 Courtesy light, with Incorporated switch.
- 73 Electrofan motor, two speed,
- 74 Switch, on transmission (3rd and 4th gears) for exhaust emission control electropneumatic system.
- 75 Fuel gauge sanding unit,
- 76 Luggage compartment lamp jam switch.
- 77 Back-up light switch
- 78 Switch, on hand brake lever, for indicator 57,
- 79 Luggage compartment lamp,
- 80 Rear side marker lamps.
- 81 Rear direction indicators.
- 82 Rear stop lights.
- 83 Rear parking lights.
- 84 Back-up lights.
- 85 Number plate lights.

